

Kingdom of Saudi Arabia

Majmaah university

Faculty of Sciences in zulfi

Department of Computer and
Information Sciences



المملكة العربية السعودية

جامعة المجمعة

كلية العلوم بالزلفي

قسم علوم الحاسب والمعلومات

Graduation Project (2) Report

EXCHANGE LEARNING RESOURCES

student preparation :

Sulaiman dakil al.saweed (351106254)

Under the supervision of:

Dr.abdullah ba jahzar

Abstract

The exchange learning resources site is a website that allows students to exchange Educational resources such as books and others, the site allows students to view and search for their educational resources

Acknowledgements

I would like to thank the supervisor of this project Dr.abdulmonem abdullah al.abdulmonem, for his guidance and assistance in completing this project. I would also like to thank the project-based committee for their effort in helping and guiding students.

Table of contents

Abstract.....

Acknowledgements.....

Chapter 1

1-1 Introduction.....	1
1-2 The importance of the project.....	1
1-3 Project goals.....	1
1-4 project Challenges	1
1-5 Research problem.....	2
1-6 Project Scope.....	3
1-7 Questionnaire.....	2
1-8 Gantt chart.....	3

Chapter 2

2-1 Introduction.....	4
2-2 Requirements Analysis.....	4
2-2-1 Sign-Up requirements.....	5
2-2-2 log in requirements.....	5
2-2-3 adding learning resources for exchange.....	6
2-2-4 exchange learning resources Requirements	7
2-2-5 add a comment requirements.....	6
2-3 Target segment.....	6

Chapter 3

3-1 requirements design	7
3-2 what is UML?.....	8
3-3 Data flow diagram.....	8
3-3-1 what is DFD?.....	8
3-3-2 data flow diagram for user.....	8
3-3-3 data flow diagram for admin.....	8

3-4 Processing flow diagrams.....	9
3-4-1 Processing flow diagram for user.....	9
3-4-2 Processing flow diagram for admin.....	9
3-5 Use case diagram.....	9
3-5-1 what is use case diagram?.....	9
3-5-2 use case diagram for user.....	10
3-6 Sequence diagram.....	11
3-6-1 what is Sequence diagram?.....	11
3-6-2 sequence diagram for log in.....	11
3-6-3 sequence diagram for adding new source.....	12
3-7 Class diagram.....	13
3-7-1 what is Class diagram?.....	13
3-7-2 class diagram for users.....	13
3-8 ER-Diagram.....	14
3-8-1 what is ER-Diagram?.....	14
3-8-2 ER-Diagram for user.....	14
3-9 Activity Diagram.....	15
3-9-1 what is Activity Diagram?.....	15
3-9-2 activity diagram for user.....	15
3-10 Interfaces.....	16
3-10-1 Home interface?.....	18
3-10-2 general page show the learning sources.....	19
3-10-3 sign up interface.....	20
3-10-4 Adding new learning resource.....	21

Chapter 1: Introduction

1-1 introduction

With the great reliance on self-education in the current period, the idea of creating a site for university students, so that students share learning resources such as books, lectures and discussions are examples of some universities that took this step and everyone can see its usefulness

1-2 The importance of the project

- Sharing and exchanging learning resources
- Diversifying the source of learning
- Search for learning resources
- Selling learning resources (for those who wish to benefit financially)

1-3 Project goals

- All resources to be exchanged in one location
- Shorten the time and effort in searching for learning sources
- Some people can benefit financially from selling learning sources

1-4 Research problem

- The idea of the project is to facilitate the exchange of educational resources among students and facilitate the search for these sources
- It also provides investment opportunities for students who want financial income
- Solving the problem of many inquiries about the university in general and educational courses

1-5 project Challenges

Challenges

1 Operational problem The site needs a large number of users to be effective and useful, this problem can be solved through the following:

- Advertise the site in social networking programs in general
- Develop university publications to advertise the site

2 Webmasters need to manage site:

The solution is:

- Advertise the need for webmasters on social networking sites

1-6 Project Scope

In scope:

- Serving university students specifically
- To facilitate the exchange of learning resources among students
- Exchange of learning resources such as books, and others

Enable organizations to put their products into the program

Outside the scope of the project:

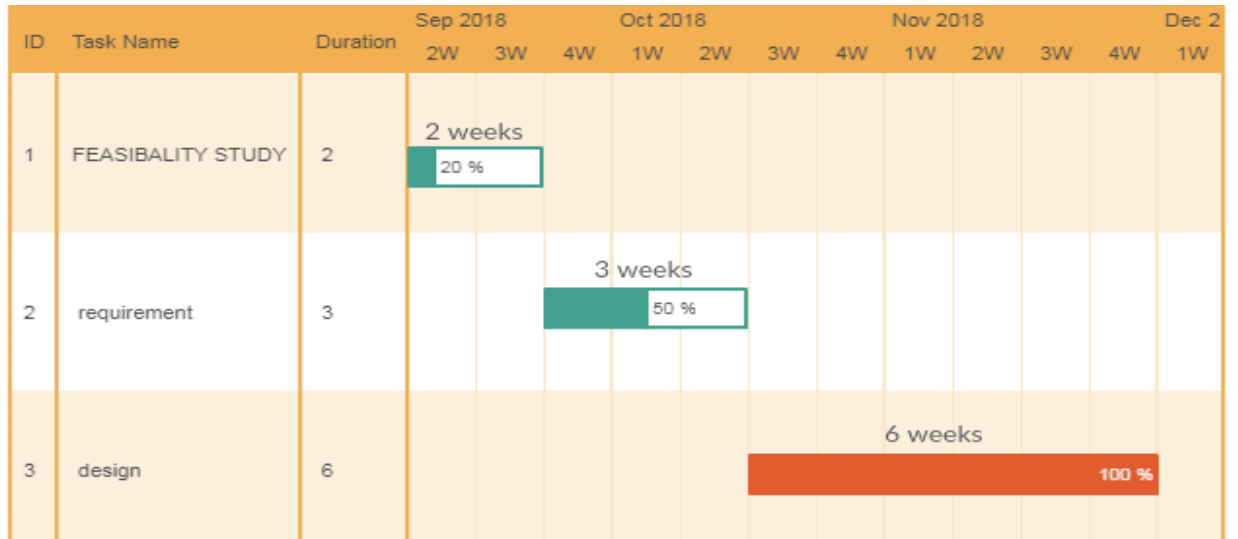
This phase can be achieved after completing this project

- Secondary and middle school students
- Teacher service

1-7 Questionnaire

Questions	no	not important	To some extent	yes
Do students need a site to share learning resources?	9.09%	9.09%	18.18%	63.64%
Have you ever tried searching for a learning resource exchange site?	8.33%	8.33%	25.00%	58.33
Do you support the idea of creating a learning resource sharing site?	7.69%	7.69%	23.08%	61.23%
If the site is created, will you contribute to it effectively?	16.67%	8.33%	16.67%	58.33%
Do you think that the idea is successful?	0.00%	16.67%	16.67%	66.67%

1-8 Gantt chart



Chapter 2: REQUIREMENT ANALYSIS

2-1 Introduction

One of the most important steps of establishing a system is to define the requirements and analyze them accurately so that it helps to understand and contain the system and then it is created in the best form.

2-2 Requirements Analysis

Requirements analysis involves frequent communication with system users to determine specific feature expectations, resolution of conflict or ambiguity in requirements as demanded by the various users or groups of users, avoidance of feature creep and documentation of all aspects of the project development process from start to finish.

2-2-1 Sign-Up requirements

Registration in the forum requires two types of information:

Important information:

Member name.

Password.

Email Address .

Additional information:

Mobile number .

Address .

Gender .

2-2-2 Log in requirements

Log-in requires the user name and password

2-2-3 adding learning resources for exchange

adding learning resources to exchange or sell in the forum requires you to log in with a trusted membership.

2-2-4 exchange or purchasing learning resources Requirements

Require the exchange of learning resources or purchase at the site login using a trusted membership, choose the object to be exchanged, and then click on exchange or purchase

2-2-5 add a comment requirements

Adding a comment on the site requires that you sign in with trusted .membership, choose a specific topic, and then add a comment

2-3 Target segment

The project targets students studying at Majmaah University as well as students wishing to attend university.

Chapter 3: SYSTEM DESIGN

3-1 Requirement Design

Functional : Any requirement which specifies what the system should do.

In other words, a functional requirement will describe a particular behaviour of function of the system when certain conditions are met, for example: “Send email when a new customer signs up” or “Open a new account”.

The Functional requirement in our project is Sign-Up requirements add a comment requirements , exchange or purchasing learning resources Requirements , Log in requirements.

Non-functional requirements :

Any requirement which specifies how the system performs a certain function.

In other words, a non-functional requirement will describe how a system should behave and what limits there are on its functionality.

3-2 what is UML?

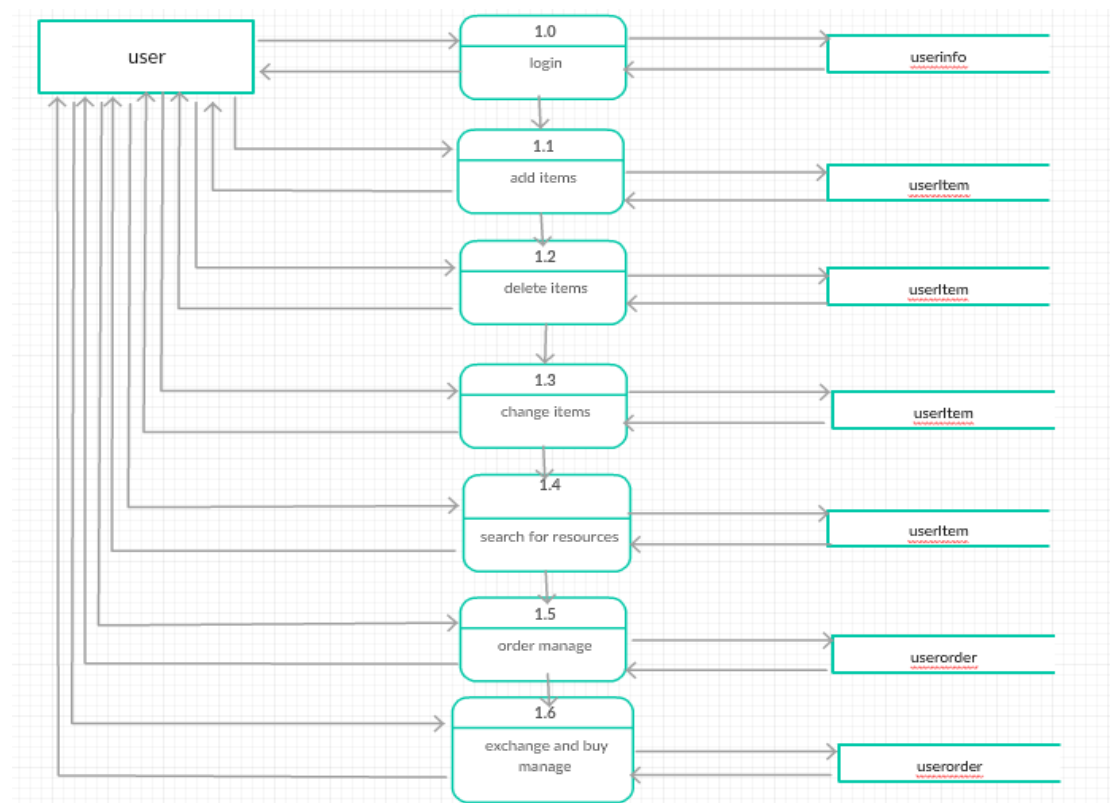
UML, short for Unified Modeling Language, is a standardized modeling language consisting of an integrated set of diagrams, developed to help system and software developers for specifying, visualizing, constructing, and documenting the artifacts of software systems, as well as for business modeling and other non-software systems. The UML represents a collection of best engineering practices that have proven successful in the modeling of large and complex systems.

3-3 Data flow diagram

3-3-1 what is DFD?

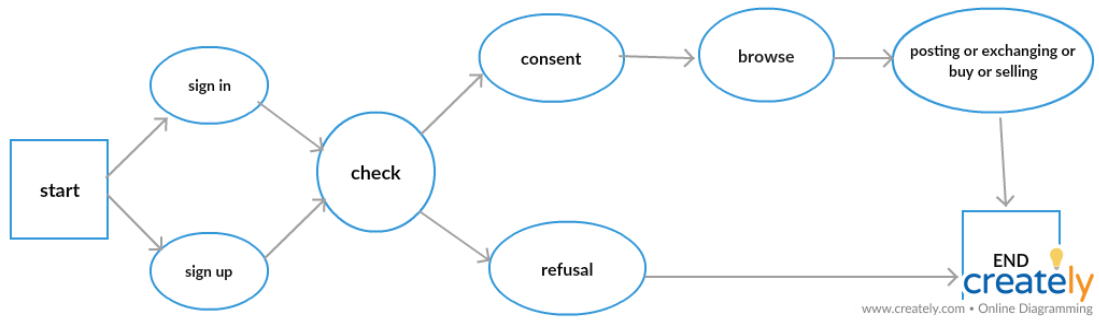
A data flow diagram (DFD) maps out the flow of information for any process or system. It uses defined symbols like rectangles, circles and arrows, plus short text labels, to show data inputs, outputs, storage points and the routes between each destination.

3-3-2 Data flow diagram for user

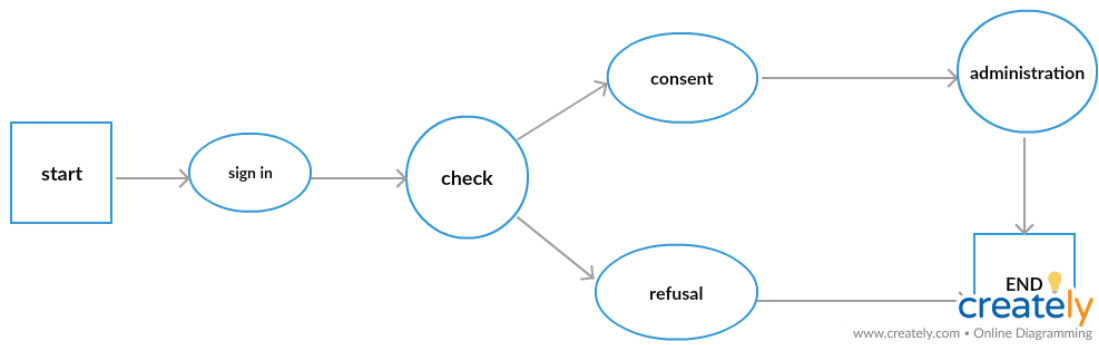


3-4 Processing flow diagrams

3-4-3 Processing flow diagram for user



3-4-3 Processing flow diagram for admin



3-5 Use case diagram

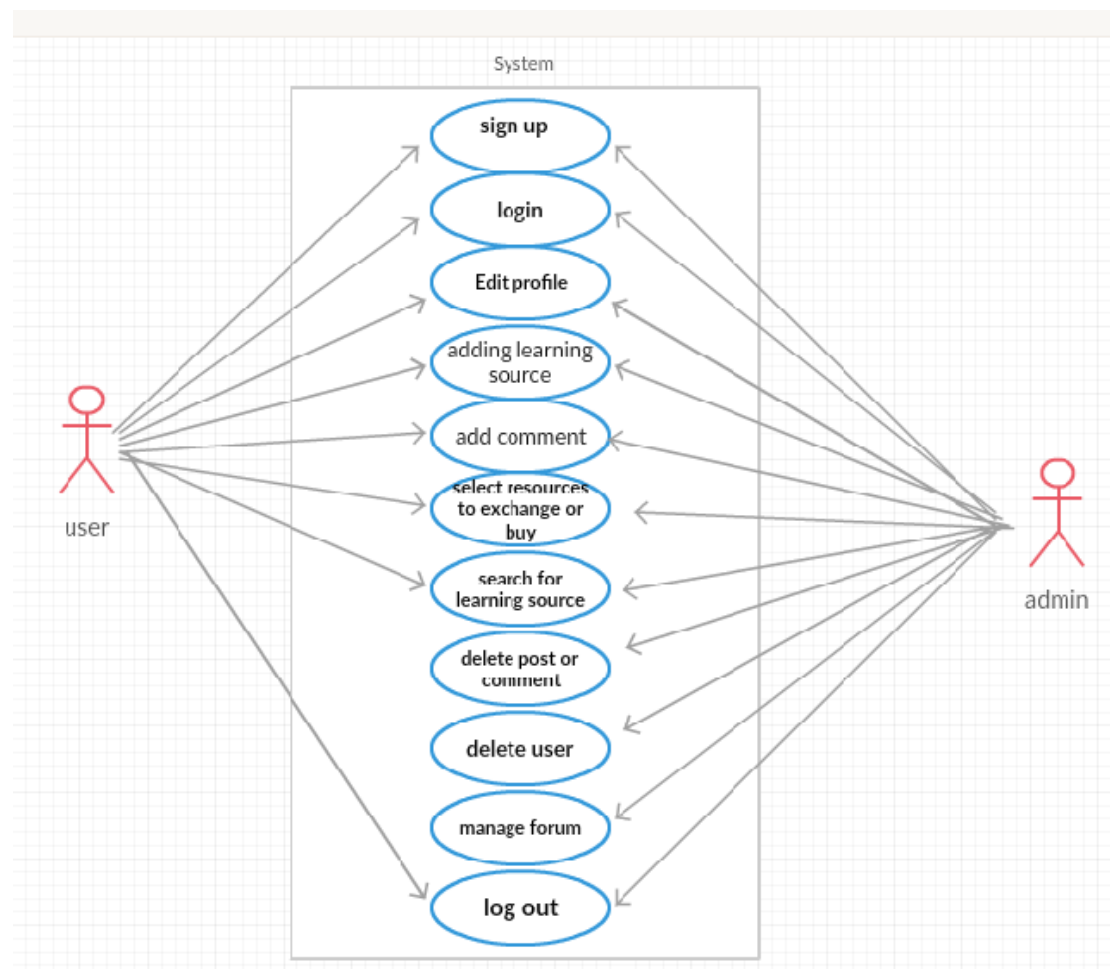
3-5-1 what is use case diagram ?

in the Unified Modeling Language (UML), a use case diagram can summarize the details of your system's users (also known as actors) and their interactions with the system. To build one, you'll use a set of specialized symbols and connectors. An effective use case diagram can help your team discuss and represent:

Scenarios in which your system or application interacts with people, organizations, or external systems

Goals that your system or application helps those entities (known as actors) achieve

3-4-2 Use case diagram for the system

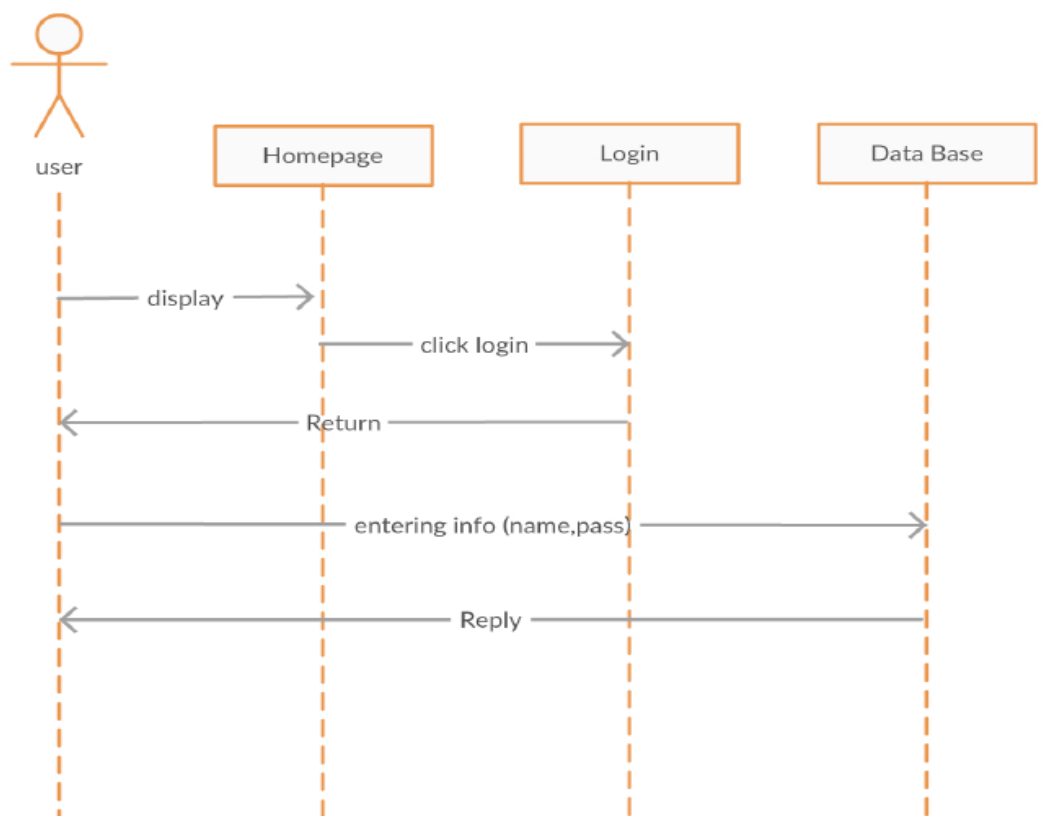


3-6 Sequence diagram

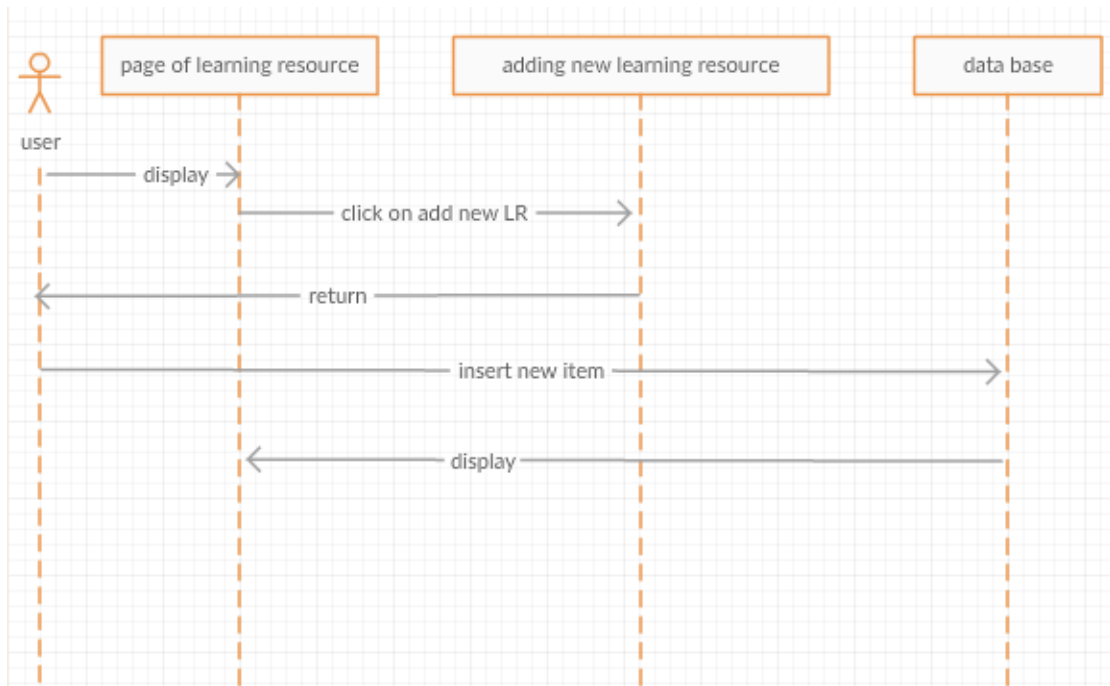
3-6-1 what is Sequence diagram?

Sequence diagrams describe interactions among classes in terms of an exchange of messages over time. They're also called event diagrams. A sequence diagram is a good way to visualize and validate various runtime scenarios. These can help to predict how a system will behave and to discover responsibilities a class may need to have in the process of modeling a new system.

3-6-2 Sequence diagram for login



3-6-3 Sequence diagram for adding new resource

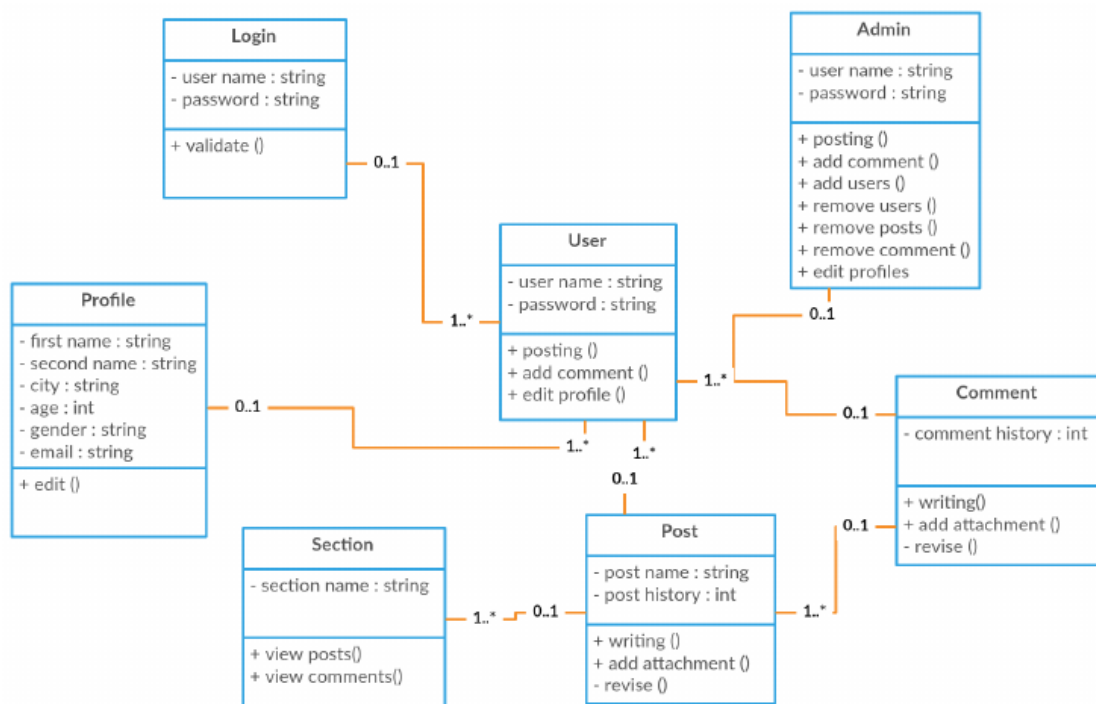


3-7 Class diagram

3-7-1 what is Class diagram?

One of the more popular types in UML is the class diagram. Popular among software engineers to document software architecture, class diagrams are a type of structure diagram because they describe what must be present in the system being modeled.

3-7-2 Class diagram for user

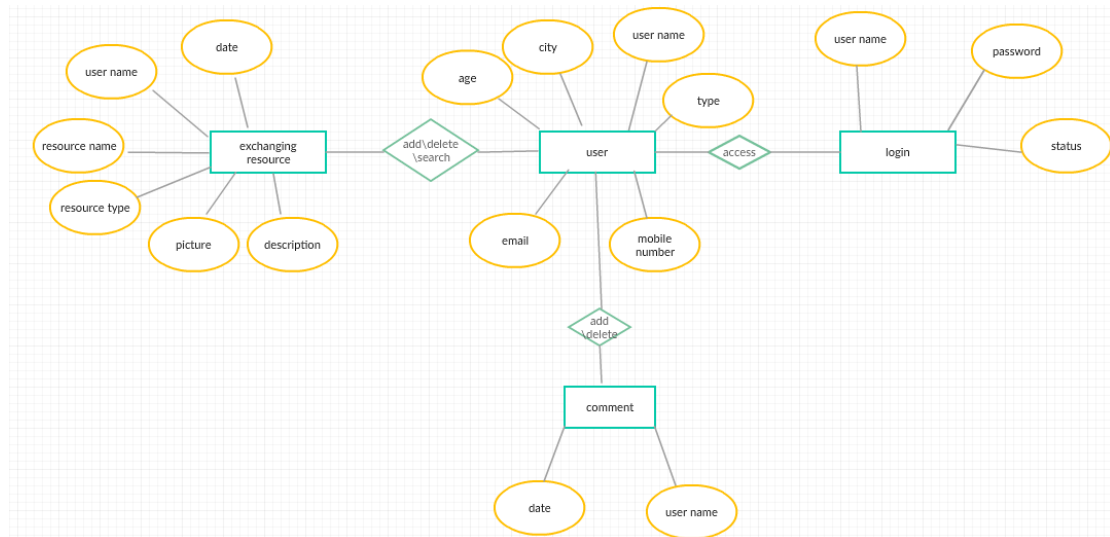


3-8 ER-Diagram

3-8-1 what is ER-Diagram?

An entity relationship diagram (ERD), also known as an entity relationship model, is a graphical representation of an information system that depicts the relationships among people, objects, places, concepts or events within that system.

3-8-2 ER-Diagram for user

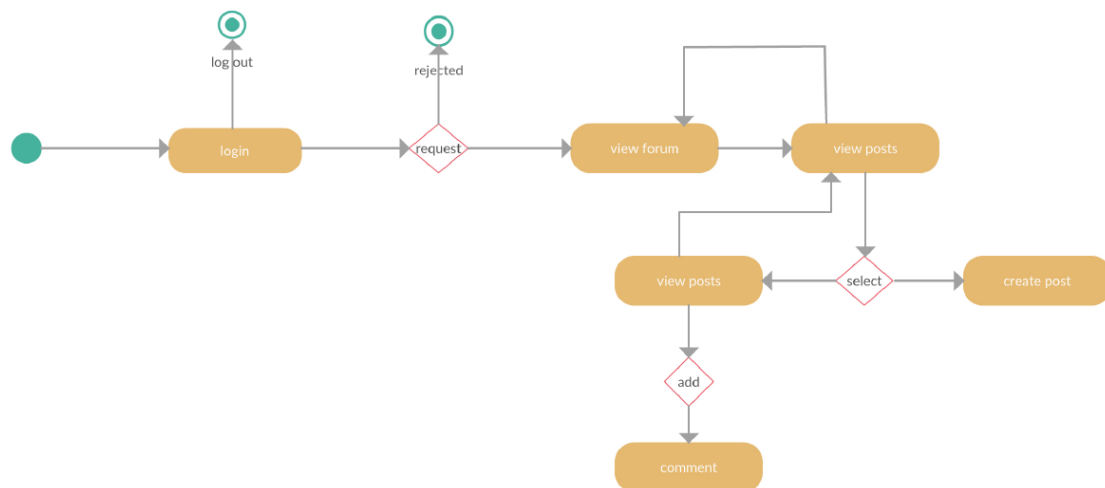


3-9 Activity Diagram

3-9-1 what is Activity Diagram?

Activity diagram is another important behavioral diagram in UML diagram to describe dynamic aspects of the system. Activity diagram is essentially an advanced version of flow chart that modeling the flow from one activity to another activity.

3-9-2 Activity diagram for user of the site



Chapter4: WEBSITE DESIGN

4.1 Design of exchange learning resources interface:

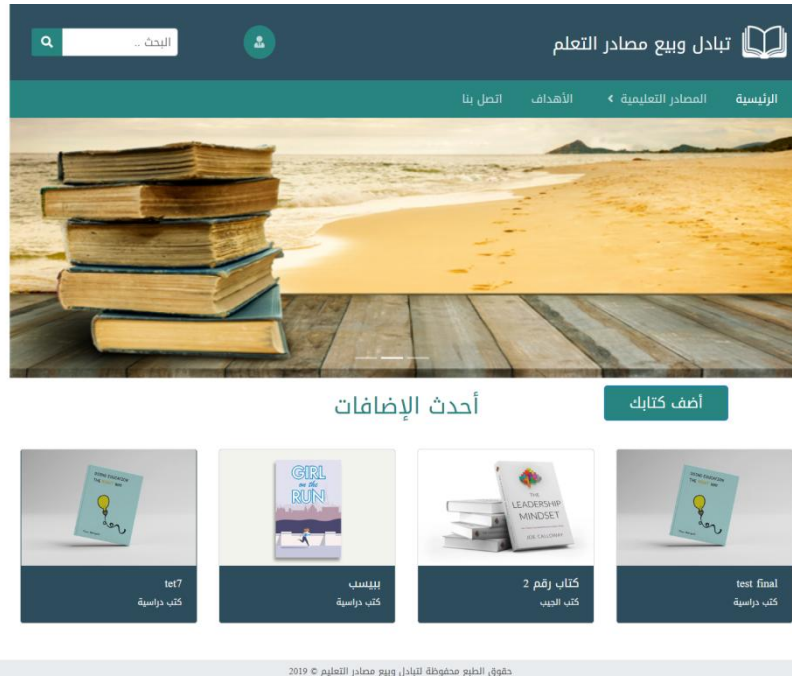


Figure 4.1.1. home interface.

Home Page html Code:

```
<!DOCTYPE html>

<html lang="en">

<head>

<meta charset="utf-8">

<meta http-equiv="X-UA-Compatible" content="IE=edge">

<meta name="viewport" content="width=device-width, initial-scale=1, shrink-to-fit=no">

<meta name="description" content="">

<meta name="author" content="">

<meta name="description" content="Scrolling Up and Down with jQuery" />
```

```
<meta name="keywords" content="jquery, scoll, move, up, down" />

<title>تبادل وبيع مصادر التعليم</title>

<!-- Bootstrap core CSS-->

<link href="vendor/bootstrap/css/bootstrap.min.css" rel="stylesheet">

<!-- Custom fonts for this template-->

<link href="vendor/fontawesome-free/css/all.min.css" rel="stylesheet" type="text/css">

<!-- Page level plugin CSS-->

<link href="vendor/datatables/dataTables.bootstrap4.css" rel="stylesheet">

<!-- Custom styles for this template-->

<link href="css/sb-admin.css" rel="stylesheet">

</head>

<body id="page-top">

<nav class="navbar navbar-expand navbar-dark bg-dark static-top">

<a class="navbar-brand mr-1" href="index.html"> تبادل وبيع مصادر
التعلم</a>

<!-- Navbar -->

<ul class="navbar-nav ml-auto ml-md-0">

<li class="nav-item dropdown no-arrow">

<a class="nav-link dropdown-toggle user" href="#" id="userDropdown" role="button" data-
toggle="dropdown" aria-haspopup="true" aria-expanded="false">

<i class="fas fa-user-tie"></i>

</a>

<div class="dropdown-menu dropdown-menu-right" aria-labelledby="userDropdown">

<a class="dropdown-item" href="login.html">تسجيل الدخول</a>
```

```
<a class="dropdown-item" href="register.html">التسجيل</a>
```

```
</div class="dropdown-divider"></div>
```

```
<a class="dropdown-item" href="#" data-toggle="modal" data-  
target="#logoutModal">تسجيل الخروج</a>
```

```
</div>
```

```
</li>
```

```
</ul>
```

```
<!-- Navbar Search -->
```

```
<form class="d-none d-md-inline-block form-inline ml-auto mr-0 mr-md-3 my-2 my-md-0">
```

```
<div class="input-group">
```

```
<input type="text" class="form-control2" placeholder=".. البحث" aria-label="Search" aria-  
describedby="basic-addon2">
```

```
<div class="input-group-append">
```

```
<button class="btn btn-primary" type="button">
```

```
<i class="fas fa-search"></i>
```

```
</button>
```

```
</div>
```

```
</div>
```

```
</form>
```

```
</nav>
```

```
<nav class="navbar navbar-expand-lg navbar-dark bg-primary " >
```

```
<div class="collapse navbar-collapse" id="navbarNavDropdown">
```

```
<ul class="navbar-nav">
```

```
<li class="nav-item active">
```



```
<a class="nav-link" href="index.html">الرئيسية<span class="sr-only">(current)</span></a>
```

```
</li>
```

```
<li class="nav-item dropdown">
```

```
<a class="nav-link dropdown-toggle dropdown-toggle0" href="categories.html"
id="navbarDropdownMenuLink" data-toggle="dropdown" aria-haspopup="true" aria-
expanded="false">
```

```
المصادر التعليمية
```

```
</a>
```

```
<div class="dropdown-menu" aria-labelledby="navbarDropdownMenuLink">
```

```
<a class="dropdown-item" href="#">كتب دراسية</a>
```

```
<a class="dropdown-item" href="#">كتب الجيب</a>
```

```
<a class="dropdown-item" href="#">كتب عالمية</a>
```

```
<a class="dropdown-item" href="#">رسائل ماستر</a>
```

```
<a class="dropdown-item" href="#">رسائل دكتوراة</a>
```

```
<a class="dropdown-item" href="#">منوعات</a>
```

```
<a class="dropdown-item" href="#">مصادر إلكترونية</a>
```

```
</div>
```

```
</li>
```

```
<li class="nav-item">
```

```
<a class="nav-link" href="#">الأهداف</a>
```

```
</li>
```

```
<li class="nav-item">
```

```
<a class="nav-link" href="#">اتصل بنا</a>
```

```
</li>
```

```
</ul>
```

```
</div>
```

```
</nav>
```

```
<div id="carouselExampleIndicators" class="carousel slide" data-ride="carousel">
```

```
<ol class="carousel-indicators">
```

```
<li data-target="#carouselExampleIndicators" data-slide-to="0" class="active"></li>
```

```
<li data-target="#carouselExampleIndicators" data-slide-to="1"></li>
```

```
<li data-target="#carouselExampleIndicators" data-slide-to="2"></li>
```

```
</ol>
```

```
<div class="carousel-inner">
```

```
<div class="carousel-item active">
```

```

```

```
</div>
```

```
<div class="carousel-item">
```

```

```

```
</div>
```

```
<div class="carousel-item">
```

```

```

```
</div>
```

```
</div>
```

```
<a class="carousel-control-prev" href="#carouselExampleIndicators" role="button" data-  
slide="prev">
```

```
<span class="carousel-control-prev-icon" aria-hidden="true"></span>
```

```
<span class="sr-only">Previous</span>
```

```
</a>
```

```
<a class="carousel-control-next" href="#carouselExampleIndicators" role="button" data-slide="next">
```

```
<span class="carousel-control-next-icon" aria-hidden="true"></span>
```

```
<span class="sr-only">Next</span>
```

```
</a>
```

```
<a href="add-book.html" class="btn btn-primary btn-lg active donation" role="button" aria-pressed="true">أضف كتابك</a>
```

```
</div>
```

```
<h1 class="display-4 allign-center ">أحدث الإضافات</h1>
```

```
<div id="wrapper">
```

```
<div id="content-wrapper">
```

```
<div class="container-fluid">
```

```
<div class="row">
```

```
<div class="col-xl-3 col-sm-6 mb-3">
```

```
<a href="book.html">
```

```
<div class="card">
```

```

```

```
<div class="card-body">
```

```
<h6 class="card-subtitle mb-2 text-muted">فتاة على المدى</h6>
```

```
<p class="card-text">كتب عالمية</p>
```

```
</div>
```

```
</div>
```

```
</a>
```

```
</div>
```

```
<div class="col-xl-3 col-sm-6 mb-3">
<a href="book.html">
<div class="card" >

<div class="card-body">
<h6 class="card-subtitle mb-2 text-muted">عقلية القيادة</h6>
<p class="card-text">رسائل دكتوراه</p>
</div>
</div>
</a>
</div>
```

```
<div class="col-xl-3 col-sm-6 mb-3">
<a href="book.html">
<div class="card" >

<div class="card-body">
<h6 class="card-subtitle mb-2 text-muted">أبقها بسيطة</h6>
<p class="card-text">كتب عالمية</p>
</div>
</div>
</a>
</div>
```

```
<div class="col-xl-3 col-sm-6 mb-3">
<a href="book.html">
```

```
<div class="card" >



<div class="card-body">

<h6 class="card-subtitle mb-2 text-muted">التعليم بالطريقة الصحيحة</h6>

<p class="card-text">كتب دراسية</p>

</div>

</div>

</a>

</div>

</div>

<!-- Sticky Footer -->

<footer class="sticky-footer">

<div class="container my-auto">

<div class="copyright text-center my-auto">

<span>حقوق الطبع محفوظة لتبادل وبيع مصادر التعليم © 2019</span>

</div>

</div>

</footer>

</div>

<!-- /.content-wrapper -->

</div>

<!-- /#wrapper -->

<!-- Scroll to Top Button-->

<a class="scroll-to-top rounded" href="#page-top">
```

```
<i class="fas fa-angle-up"></i>

</a>

<!-- Logout Modal-->

<div class="modal fade" id="logoutModal" tabindex="-1" role="dialog" aria-
labelledby="exampleModalLabel" aria-hidden="true">

<div class="modal-dialog" role="document">

<div class="modal-content">

<div class="modal-header">

<h5 class="modal-title" id="exampleModalLabel">على استعداد للمغادرة؟</h5>

<button class="close" type="button" data-dismiss="modal" aria-label="Close">

<span aria-hidden="true">×</span>

</button>

</div>

<div class="modal-body">إختر "تسجيل الخروج" أدناه إذا كنت على استعداد لإنهاء جلستك الحالية</div>

<div class="modal-footer">

<button class="btn btn-secondary" type="button" data-dismiss="modal">إلغاء</button>

<a class="btn btn-primary" href="login.html">تسجيل الخروج</a>

</div>

</div>

</div>

</div>

<!-- Bootstrap core JavaScript-->

<script src="vendor/jquery/jquery.min.js"></script>

<script src="vendor/bootstrap/js/bootstrap.bundle.min.js"></script>
```

```
<!-- Core plugin JavaScript-->  
  
<script src="vendor/jquery-easing/jquery.easing.min.js"></script>  
  
<!-- Page level plugin JavaScript-->  
  
<script src="vendor/chart.js/Chart.min.js"></script>  
  
<script src="vendor/datatables/jquery.dataTables.js"></script>  
  
<script src="vendor/datatables/dataTables.bootstrap4.js"></script>  
  
<!-- Custom scripts for all pages-->  
  
<script src="js/sb-admin.min.js"></script>  
  
<!-- Demo scripts for this page-->  
  
<script src="js/demo/datatables-demo.js"></script>  
  
<script src="js/demo/chart-area-demo.js"></script>  
  
</body>  
  
</html>
```

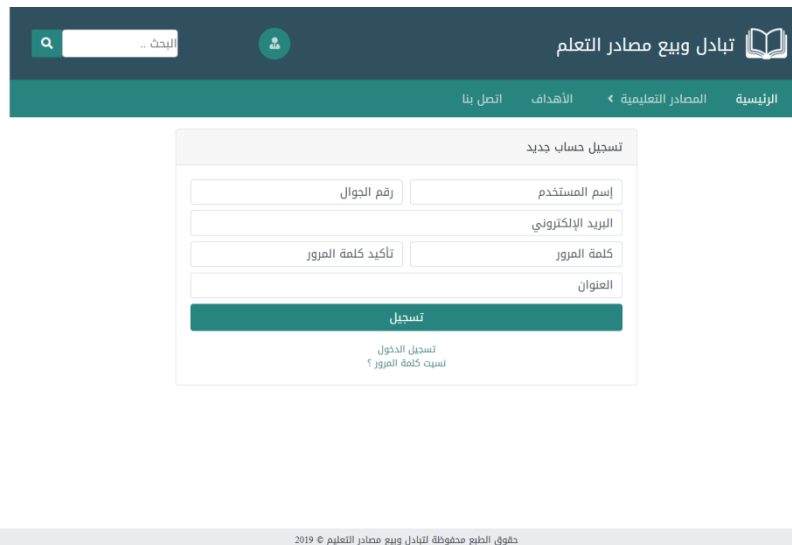


Figure 4.1.2. Register a new account page.

Register a new account html code:

```

<!DOCTYPE html>

<html lang="en">

<head>

<meta charset="utf-8">

<meta http-equiv="X-UA-Compatible" content="IE=edge">

<meta name="viewport" content="width=device-width, initial-scale=1, shrink-to-fit=no">

<meta name="description" content="">

<meta name="author" content="">

<title>التسجيل</title>

<!-- Bootstrap core CSS-->

<link href="vendor/bootstrap/css/bootstrap.min.css" rel="stylesheet">

<!-- Custom fonts for this template-->

<link href="vendor/fontawesome-free/css/all.min.css" rel="stylesheet" type="text/css">

<!-- Custom styles for this template-->

```



```
<link href="css/sb-admin.css" rel="stylesheet">

</head>

<body>

<nav class="navbar navbar-expand navbar-dark bg-dark static-top">

<a class="navbar-brand mr-1" href="index.html"> تبادل وبيع مصادر
التعلم</a>

<!-- Navbar -->

<ul class="navbar-nav ml-auto ml-md-0">

<li class="nav-item dropdown no-arrow">

<a class="nav-link dropdown-toggle user" href="#" id="userDropdown" role="button" data-
toggle="dropdown" aria-haspopup="true" aria-expanded="false">

<i class="fas fa-user-tie"></i>

</a>

<div class="dropdown-menu dropdown-menu-right" aria-labelledby="userDropdown">

<a class="dropdown-item" href="login.html">التسجيل الدخول</a>

<a class="dropdown-item" href="register.html">التسجيل</a>

<div class="dropdown-divider"></div>

<a class="dropdown-item" href="#" data-toggle="modal" data-
target="#logoutModal">التسجيل الخروج</a>

</div>

</li>

</ul>

<!-- Navbar Search -->

<form class="d-none d-md-inline-block form-inline ml-auto mr-0 mr-md-3 my-2 my-md-0">
```

```
<div class="input-group">

<input type="text" class="form-control2" placeholder=".. البحث" aria-label="Search" aria-
describedby="basic-addon2">

<div class="input-group-append">

<button class="btn btn-primary" type="button">

<i class="fas fa-search"></i>

</button>

</div>

</div>

</form>

</nav>

<nav class="navbar navbar-expand-lg navbar-dark bg-primary " >

<div class="collapse navbar-collapse" id="navbarNavDropdown">

<ul class="navbar-nav">

<li class="nav-item active">

<a class="nav-link" href="index.html">الرئيسية<span class="sr-only">(current)</span></a>

</li>

<li class="nav-item dropdown">

<a class="nav-link dropdown-toggle dropdown-toggle0" href="categories.html"
id="navbarDropdownMenuLink" data-toggle="dropdown" aria-haspopup="true" aria-
expanded="false">

المصادر التعليمية

</a>

<div class="dropdown-menu" aria-labelledby="navbarDropdownMenuLink">

<a class="dropdown-item" href="#">كتب دراسية</a>
```

```
<a class="dropdown-item" href="#">كتب الجيب</a>
<a class="dropdown-item" href="#">كتب عالمية</a>
<a class="dropdown-item" href="#">رسائل ماستر</a>
<a class="dropdown-item" href="#">رسائل دكتوراة</a>
<a class="dropdown-item" href="#">منوعات</a>
<a class="dropdown-item" href="#">مصادر إلكترونية</a>
</div>
</li>
<li class="nav-item">
<a class="nav-link" href="#">الأهداف</a>
</li>
<li class="nav-item">
<a class="nav-link" href="#">اتصل بنا</a>
</li>
</ul>
</div>
</nav>
<div class="container">
<div class="card card-register mx-auto mt-5">
<div class="card-header">تسجيل حساب جديد</div>
<div class="card-body">
<form>
<div class="form-group">
<div class="form-row">
```

```
<div class="col-md-6">
```

```
<div class="form-label-group">
```

```
<input type="text" id="firstName" class="form-control" placeholder="First name"
required="required" autofocus="autofocus">
```

```
<label for="firstName">إسم المستخدم</label>
```

```
</div>
```

```
</div>
```

```
<div class="col-md-6">
```

```
<div class="form-label-group">
```

```
<input type="text" id="lastName" class="form-control" placeholder="Last name"
required="required">
```

```
<label for="lastName">رقم الجوال</label>
```

```
</div>
```

```
</div>
```

```
</div>
```

```
</div>
```

```
<div class="form-group">
```

```
<div class="form-label-group">
```

```
<input type="email" id="inputEmail" class="form-control" placeholder="Email address"
required="required">
```

```
<label for="inputEmail">البريد الإلكتروني</label>
```

```
</div>
```

```
</div>
```

```
<div class="form-group">
```

```
<div class="form-row">
```

```
<div class="col-md-6">

<div class="form-label-group">

<input type="password" id="inputPassword" class="form-control" placeholder="Password"
required="required">

<label for="inputPassword">كلمة المرور</label>

</div>

</div>

<div class="col-md-6">

<div class="form-label-group">

<input type="password" id="confirmPassword" class="form-control" placeholder="Confirm
password" required="required">

<label for="confirmPassword">تأكيد كلمة المرور</label>

</div>

</div>

</div>

</div>

<div class="form-group">

<div class="form-label-group">

<input type="email" id="inputaddress" class="form-control" placeholder="address"
required="required">

<label for="inputaddress">العنوان</label>

</div>

</div>

<a class="btn btn-primary btn-block" href="login.html">تسجيل</a>

</form>
```

```
<div class="text-center">

<a class="d-block small mt-3" href="login.html">تسجيل الدخول</a>

<a class="d-block small" href="forgot-password.html">نسيت كلمة المرور؟</a>

</div>

</div>

</div>

</div>

<!-- Sticky Footer -->

<footer class="sticky-footer">

<div class="container my-auto">

<div class="copyright text-center my-auto">

<span>حقوق الطبع محفوظة لتبادل وبيع مصادر التعليم © 2019</span>

</div>

</div>

</footer>

<!-- Bootstrap core JavaScript-->

<script src="vendor/jquery/jquery.min.js"></script>

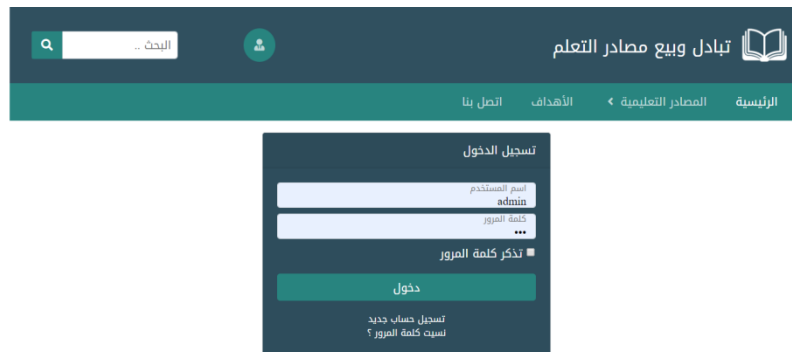
<script src="vendor/bootstrap/js/bootstrap.bundle.min.js"></script>

<!-- Core plugin JavaScript-->

<script src="vendor/jquery-easing/jquery.easing.min.js"></script>

</body>

</html>
```



حقوق الطبع محفوظة لتبادل ويب مصادر التعليم © 2019

Figure 4.1.3. log in page.

log in html code:

```
<!DOCTYPE html>

<html lang="en">

<head>

<meta charset="utf-8">

<meta http-equiv="X-UA-Compatible" content="IE=edge">

<meta name="viewport" content="width=device-width, initial-scale=1, shrink-to-fit=no">

<meta name="description" content="">

<meta name="author" content="">

<title>تسجيل الدخول</title>

<!-- Bootstrap core CSS-->

<link href="vendor/bootstrap/css/bootstrap.min.css" rel="stylesheet">

<!-- Custom fonts for this template-->

<link href="vendor/fontawesome-free/css/all.min.css" rel="stylesheet" type="text/css">

<!-- Custom styles for this template-->
```

```
<link href="css/sb-admin.css" rel="stylesheet">

</head>

<body>

<nav class="navbar navbar-expand navbar-dark bg-dark static-top">

<a class="navbar-brand mr-1" href="index.html"> تبادل وبيع مصادر
التعلم</a>

<!-- Navbar -->

<!-- Navbar -->

<ul class="navbar-nav ml-auto ml-md-0">

<li class="nav-item dropdown no-arrow">

<a class="nav-link dropdown-toggle user" href="#" id="userDropdown" role="button" data-
toggle="dropdown" aria-haspopup="true" aria-expanded="false">

<i class="fas fa-user-tie"></i>

</a>

<div class="dropdown-menu dropdown-menu-right" aria-labelledby="userDropdown">

<a class="dropdown-item" href="login.html">تسجيل الدخول</a>

<a class="dropdown-item" href="register.html">التسجيل</a>

<div class="dropdown-divider"></div>

<a class="dropdown-item" href="#" data-toggle="modal" data-
target="#logoutModal">تسجيل الخروج</a>

</div>

</li>

</ul>

<!-- Navbar Search -->
```



```
<form class="d-none d-md-inline-block form-inline ml-auto mr-0 mr-md-3 my-2 my-md-0">

<div class="input-group">

<input type="text" class="form-control2" placeholder=".. البحث" aria-label="Search" aria-
describedby="basic-addon2">

<div class="input-group-append">

<button class="btn btn-primary" type="button">

<i class="fas fa-search"></i>

</button>

</div>

</div>

</form>

</nav>
```

```
<nav class="navbar navbar-expand-lg navbar-dark bg-primary " >

<div class="collapse navbar-collapse" id="navbarNavDropdown">

<ul class="navbar-nav">

<li class="nav-item active">

<a class="nav-link" href="index.html">الرئيسية<span class="sr-only">(current)</span></a>

</li>

<li class="nav-item dropdown">

<a class="nav-link dropdown-toggle dropdown-toggle0" href="categories.html"
id="navbarDropdownMenuLink" data-toggle="dropdown" aria-haspopup="true" aria-
expanded="false">

المصادر التعليمية

</a>

<div class="dropdown-menu" aria-labelledby="navbarDropdownMenuLink">
```

```
<a class="dropdown-item" href="#">كتب دراسية</a>
<a class="dropdown-item" href="#">كتب الجيب</a>
<a class="dropdown-item" href="#">كتب عالمية</a>
<a class="dropdown-item" href="#">رسائل ماستر</a>
<a class="dropdown-item" href="#">رسائل دكتوراة</a>
<a class="dropdown-item" href="#">منوعات</a>
<a class="dropdown-item" href="#">مصادر إلكترونية</a>
</div>
</li>
<li class="nav-item">
<a class="nav-link" href="#">الأهداف</a>
</li>
<li class="nav-item">
<a class="nav-link" href="#">اتصل بنا</a>
</li>
</ul>
</div>
</nav>
<div class="container">
<div class="card card-login mx-auto mt-5">
<div class="card-header">تسجيل الدخول</div>
<div class="card-body">
<form>
<div class="form-group">
```

```
<div class="form-label-group">

<input type="email" id="inputEmail" class="form-control" placeholder="Email address"
required="required" autofocus="autofocus">

<label for="inputEmail">البريد الإلكتروني</label>

</div>

</div>

<div class="form-group">

<div class="form-label-group">

<input type="password" id="inputPassword" class="form-control" placeholder="Password"
required="required">

<label for="inputPassword">كلمة المرور</label>

</div>

</div>

<div class="form-group">

<div class="checkbox">

<label>

<input type="checkbox" value="remember-me">

تذكر كلمة المرور

</label>

</div>

</div>

<a class="btn btn-primary btn-block" href="index.html">تسجيل الدخول</a>

</form>

<div class="text-center">

<a class="d-block small mt-3" href="register.html">تسجيل حساب جديد</a>
```

```
<a class="d-block small" href="forgot-password.html">نسيت كلمة المرور ؟</a>
```

```
</div>
```

```
</div>
```

```
</div>
```

```
</div>
```

```
<!-- Sticky Footer -->
```

```
<footer class="sticky-footer">
```

```
<div class="container my-auto">
```

```
<div class="copyright text-center my-auto">
```

```
<span>حقوق الطبع محفوظة لتبادل وبيع مصادر التعليم © 2019</span>
```

```
</div>
```

```
</div>
```

```
</footer>
```

```
<!-- Bootstrap core JavaScript-->
```

```
<script src="vendor/jquery/jquery.min.js"></script>
```

```
<script src="vendor/bootstrap/js/bootstrap.bundle.min.js"></script>
```

```
<!-- Core plugin JavaScript-->
```

```
<script src="vendor/jquery-easing/jquery.easing.min.js"></script>
```

```
</body>
```

```
</html>
```

Figure 4.1.4. add new book page.

Add new book html code:

```

<!DOCTYPE html>

<html lang="en">

<head>

<meta charset="utf-8">

<meta http-equiv="X-UA-Compatible" content="IE=edge">

<meta name="viewport" content="width=device-width, initial-scale=1, shrink-to-fit=no">

<meta name="description" content="">

<meta name="author" content="">

<title>أضف كتابك</title>

<!-- Bootstrap core CSS-->

<link href="vendor/bootstrap/css/bootstrap.min.css" rel="stylesheet">

<!-- Custom fonts for this template-->

```

```
<link href="vendor/fontawesome-free/css/all.min.css" rel="stylesheet" type="text/css">

<!-- Page level plugin CSS-->

<link href="vendor/datatables/dataTables.bootstrap4.css" rel="stylesheet">

<!-- Custom styles for this template-->

<link href="css/sb-admin.css" rel="stylesheet">

</head>

<body id="page-top">

<nav class="navbar navbar-expand navbar-dark bg-dark static-top">

<a class="navbar-brand mr-1" href="index.html"> تبادل وبيع مصادر
التعلم</a>

<!-- Navbar -->

<ul class="navbar-nav ml-auto ml-md-0">

<li class="nav-item dropdown no-arrow">

<a class="nav-link dropdown-toggle user" href="#" id="userDropdown" role="button" data-
toggle="dropdown" aria-haspopup="true" aria-expanded="false">

<i class="fas fa-user-tie"></i>

</a>

<div class="dropdown-menu dropdown-menu-right" aria-labelledby="userDropdown">

<a class="dropdown-item" href="login.html">تسجيل الدخول</a>

<a class="dropdown-item" href="register.html">التسجيل</a>

<div class="dropdown-divider"></div>

<a class="dropdown-item" href="#" data-toggle="modal" data-
target="#logoutModal">تسجيل الخروج</a>

</div>

</li>
```

```
</ul>

<!-- Navbar Search -->

<form class="d-none d-md-inline-block form-inline ml-auto mr-0 mr-md-3 my-2 my-md-0">

<div class="input-group">

<input type="text" class="form-control2" placeholder="البحث .." aria-label="Search" aria-
describedby="basic-addon2">

<div class="input-group-append">

<button class="btn btn-primary" type="button">

<i class="fas fa-search"></i>

</button>

</div>

</div>

</form>

</nav>

<nav class="navbar navbar-expand-lg navbar-dark bg-primary " >

<div class="collapse navbar-collapse" id="navbarNavDropdown">

<ul class="navbar-nav">

<li class="nav-item active">

<a class="nav-link" href="index.html">الرئيسية<span class="sr-only">(current)</span></a>

</li>

<li class="nav-item dropdown">

<a class="nav-link dropdown-toggle dropdown-toggle0" href="categories.html"
id="navbarDropdownMenuLink" data-toggle="dropdown" aria-haspopup="true" aria-
expanded="false">
```

المصادر التعليمية

<div class="dropdown-menu" aria-labelledby="navbarDropdownMenuLink">

كتب دراسية

كتب الجيب

كتب عالمية

رسائل ماستر

رسائل دكتوراة

منوعات

مصادر إلكترونية

</div>

<li class="nav-item">

الأهداف

<li class="nav-item">

اتصل بنا

</div>

</nav>

<div id="wrapper">

<div id="content-wrapper">

<div class="container-fluid">


```
<!-- Breadcrumbs-->

<ol class="breadcrumb">

<li class="breadcrumb-item">

<a href="index.html">الرئيسية</a>

</li>

<li class="breadcrumb-item active">أضف كتابك</li>

</ol>

</div>

<!-- /.container-fluid -->

<!-- Icon Cards-->

<div class="row">

<div class="col-xl-6 col-sm-6 mb-12">

<div class="input-group mb-3">

<div class="input-group-prepend">

<span class="input-group-text" id="basic-addon1">إسم الكتاب</span>

</div>

<input type="text" class="form-control" placeholder=" " aria-label=" " aria-
describedby="basic-addon1">

</div>

<div class="input-group mb-3">

<div class="input-group-prepend">

<label class="input-group-text" for="inputGroupSelect01">تصنيف الكتاب</label>

</div>

<select class="custom-select" id="inputGroupSelect01">
```

```
<option selected>إختر</option>
<option value="1">كتب دراسية</option>
<option value="2">كتب الجيب</option>
<option value="3">كتب عالمية</option>
<option value="4">رسائل ماستر</option>
<option value="5">رسائل دكتوراة</option>
<option value="5">منوعات</option>
<option value="5">مصادر إلكترونية</option>
</select>
</div>
```

```
<div class="input-group mb-3">
<div class="input-group-prepend">
<span class="input-group-text">وصف الكتاب</span>
</div>
<textarea class="form-control" aria-label="With textarea"></textarea>
</div>
```

```
<div class="input-group mb-3">
<div class="input-group-prepend">
<span class="input-group-text" id="basic-addon1">السعر</span>
</div>
```

```
<input type="text" class="form-control" placeholder=" " aria-label=" " aria-
describedby="basic-addon1">
</div>
```

```
<div class="input-group mb-3">

<div class="input-group-prepend">

<span class="input-group-text">صورة الكتاب</span>

</div>

<div class="custom-file">

<input type="file" placeholder="إختيار" class="custom-file-input" id="inputGroupFile01">

<label class="custom-file-label" placeholder="إختيار" for="inputGroupFile01">إختيار</label>

</div>

</div>

</div>

</div>

<h1 class="display-5 align-right">كتب للإستبدال</h1>

<table class="table table-striped">

<tbody>

<tr>

<td>

<div class="input-group col-sm-12">

<div class="input-group-prepend">

<span class="input-group-text" id="basic-addon1">إسم الكتاب</span>

</div>

<input type="text" class="form-control" placeholder=" " aria-label=" " aria-
describedby="basic-addon1">

</div>

</td>

<td>
```

```
<div class="input-group col-sm-12">
  <div class="input-group-prepend">
    <span class="input-group-text">إضافة صورة</span>
  </div>
  <div class="custom-file">
    <input type="file" placeholder="إختيار" class="custom-file-input" id="inputGroupFile01">
    <label class="custom-file-label" placeholder="إختيار" for="inputGroupFile01">إختيار</label>
  </div>
</div>
</td>
<td>
  <button type="button" class="btn btn-info">+</button>
</td>
</tr>
<tr>
<td>
  <div class="input-group col-sm-12">
    <div class="input-group-prepend">
      <span class="input-group-text" id="basic-addon1">إسم الكتاب</span>
    </div>
    <input type="text" class="form-control" placeholder=" " aria-label=" " aria-
    describedby="basic-addon1">
  </div>
</td>
</tr>
</td>
```

```
<td>

<div class="input-group col-sm-12">

<div class="input-group-prepend">

<span class="input-group-text">إضافة صورة</span>

</div>

<div class="custom-file">

<input type="file" placeholder="إختيار" class="custom-file-input" id="inputGroupFile01">

<label class="custom-file-label" placeholder="إختيار" for="inputGroupFile01">إختيار</label>

</div>

</div>

</td>

<td>

<button type="button" class="btn btn-info">+</button>

</td>

</tr>

<tr>

<td>

<div class="input-group col-sm-12">

<div class="input-group-prepend">

<span class="input-group-text" id="basic-addon1">إسم الكتاب</span>

</div>

<input type="text" class="form-control" placeholder=" " aria-label=" " aria-
describedby="basic-addon1">

</div>
```

```
</td>

<td>

<div class="input-group col-sm-12">

<div class="input-group-prepend">

<span class="input-group-text">إضافة صورة</span>

</div>

<div class="custom-file">

<input type="file" placeholder="إختيار" class="custom-file-input" id="inputGroupFile01">

<label class="custom-file-label" placeholder="إختيار" for="inputGroupFile01">إختيار</label>

</div>

</div>

</td>

<td>

<button type="button" class="btn btn-info">+</button>

</td>

</tr>

</tbody>

</table>

<button type="button" class="btn btn-lg btn-primary">حفظ</button>

</div>

<!-- Sticky Footer -->

<footer class="sticky-footer">

<div class="container my-auto">
```

```
<div class="copyright text-center my-auto">
<span>2019 © حقوق الطبع محفوظة لتبادل وبيع مصادر التعليم </span>
</div>
</div>
</footer>
</div>
<!-- /.content-wrapper -->
</div>
<!-- /#wrapper -->
<!-- Scroll to Top Button-->
<a class="scroll-to-top rounded" href="#page-top">
<i class="fas fa-angle-up"></i>
</a>
<!-- Logout Modal-->
<div class="modal fade" id="logoutModal" tabindex="-1" role="dialog" aria-
labelledby="exampleModalLabel" aria-hidden="true">
<div class="modal-dialog" role="document">
<div class="modal-content">
<div class="modal-header">
<h5 class="modal-title" id="exampleModalLabel">على استعداد للمغادرة؟</h5>
<button class="close" type="button" data-dismiss="modal" aria-label="Close">
<span aria-hidden="true">×</span>
</button>
</div>
```

```
<div class="modal-body">إختر "تسجيل الخروج" أدناه إذا كنت على استعداد لإنهاء جلستك الحالية.</div>
```

```
<div class="modal-footer">
```

```
<button class="btn btn-secondary" type="button" data-dismiss="modal">إلغاء</button>
```

```
<a class="btn btn-primary" href="login.html">تسجيل الخروج</a>
```

```
</div>
```

```
</div>
```

```
</div>
```

```
</div>
```

```
<!-- Bootstrap core JavaScript-->
```

```
<script src="vendor/jquery/jquery.min.js"></script>
```

```
<script src="vendor/bootstrap/js/bootstrap.bundle.min.js"></script>
```

```
<!-- Core plugin JavaScript-->
```

```
<script src="vendor/jquery-easing/jquery.easing.min.js"></script>
```

```
<!-- Page level plugin JavaScript-->
```

```
<script src="vendor/datatables/jquery.dataTables.js"></script>
```

```
<script src="vendor/datatables/dataTables.bootstrap4.js"></script>
```

```
<!-- Custom scripts for all pages-->
```

```
<script src="js/sb-admin.min.js"></script>
```

```
<!-- Demo scripts for this page-->
```

```
<script src="js/demo/datatables-demo.js"></script>
```

```
</body>
```

```
</html>
```


تبادل وبيع مصادر التعلم

الرئيسية المصادر التعليمية اعلاتاجي الأهداف اتصل بنا

معلومات الكتاب

كتاب رقم 2

السعر: 22

الحالة: شبة جديدة

اسم المؤلف: ابو عبدالله

العنوان:

وسيلة الاتصال: 0561234567

كتاب رقم 2
جميع كتب دراسية

كتب أخرى للإستبدال

إسم الكتاب	صورة الكتاب
بسم الله	
الرحمن	

التعليقات

إضافة تعليق

حقوق الطبع محفوظة لتبادل وبيع مصادر التعلم © 2019

Figure 4.1.5. Review Book page.

Review Book html code:

```

<!DOCTYPE html>

<html lang="en">

<head>

<meta charset="utf-8">

<meta http-equiv="X-UA-Compatible" content="IE=edge">

<meta name="viewport" content="width=device-width, initial-scale=1, shrink-to-fit=no">

<meta name="description" content="">

<meta name="author" content="">

<title>الكتاب</title>

```

```
<!-- Bootstrap core CSS-->

<link href="vendor/bootstrap/css/bootstrap.min.css" rel="stylesheet">

<!-- Custom fonts for this template-->

<link href="vendor/fontawesome-free/css/all.min.css" rel="stylesheet" type="text/css">

<!-- Page level plugin CSS-->

<link href="vendor/datatables/dataTables.bootstrap4.css" rel="stylesheet">

<!-- Custom styles for this template-->

<link href="css/sb-admin.css" rel="stylesheet">

</head>

<body id="page-top">

<nav class="navbar navbar-expand navbar-dark bg-dark static-top">

<a class="navbar-brand mr-1" href="index.html"> تبادل وبيع مصادر
التعلم</a>

<!-- Navbar -->

<ul class="navbar-nav ml-auto ml-md-0">

<li class="nav-item dropdown no-arrow">

<a class="nav-link dropdown-toggle user" href="#" id="userDropdown" role="button" data-
toggle="dropdown" aria-haspopup="true" aria-expanded="false">

<i class="fas fa-user-tie"></i>

</a>

<div class="dropdown-menu dropdown-menu-right" aria-labelledby="userDropdown">

<a class="dropdown-item" href="login.html">تسجيل الدخول</a>

<a class="dropdown-item" href="register.html">التسجيل</a>

<div class="dropdown-divider"></div>
```

```
<a class="dropdown-item" href="#" data-toggle="modal" data-
target="#logoutModal">تسجيل الخروج</a>

</div>

</li>

</ul>

<!-- Navbar Search -->

<form class="d-none d-md-inline-block form-inline ml-auto mr-0 mr-md-3 my-2 my-md-0">

<div class="input-group">

<input type="text" class="form-control2" placeholder=".. البحث" aria-label="Search" aria-
describedby="basic-addon2">

<div class="input-group-append">

<button class="btn btn-primary" type="button">

<i class="fas fa-search"></i>

</button>

</div>

</div>

</form>

</nav>

<nav class="navbar navbar-expand-lg navbar-dark bg-primary " >

<div class="collapse navbar-collapse" id="navbarNavDropdown">

<ul class="navbar-nav">

<li class="nav-item active">

<a class="nav-link" href="index.html">الرئيسية<span class="sr-only">(current)</span></a>

</li>
```

```
<li class="nav-item dropdown">

<a class="nav-link dropdown-toggle dropdown-toggle0" href="categories.html"
id="navbarDropdownMenuLink" data-toggle="dropdown" aria-haspopup="true" aria-
expanded="false">

المصادر التعليمية

</a>

<div class="dropdown-menu" aria-labelledby="navbarDropdownMenuLink">

<a class="dropdown-item" href="#">كتب دراسية</a>

<a class="dropdown-item" href="#">كتب الجيب</a>

<a class="dropdown-item" href="#">كتب عالمية</a>

<a class="dropdown-item" href="#">رسائل ماستر</a>

<a class="dropdown-item" href="#">رسائل دكتوراة</a>

<a class="dropdown-item" href="#">منوعات</a>

<a class="dropdown-item" href="#">مصادر إلكترونية</a>

</div>

</li>

<li class="nav-item">

<a class="nav-link" href="#">الأهداف</a>

</li>

<li class="nav-item">

<a class="nav-link" href="#">اتصل بنا</a>

</li>

</ul>

</div>

</nav>
```

```
<div id="wrapper">

<div id="content-wrapper">

<div class="container-fluid">

<!-- Breadcrumbs-->

<ol class="breadcrumb">

<li class="breadcrumb-item">

<a href="index.html">الرئيسية</a>

</li>

<li class="breadcrumb-item">

<a href="category.html">الكتب</a>

</li>

<li class="breadcrumb-item active">معلومات الكتاب</li>

</ol>

</div>

<!-- /.container-fluid -->

<!-- Icon Cards-->

<div class="row">

<div class="col-xl-4 col-sm-6 mb-12">

<div class="card" >



<div class="card-body">

<h5 class="card-title">فتاة على المدى</h5>

<p class="card-text">ملخص عن الكتاب ملخص عن الكتاب ملخص عن الكتاب ملخص عن الكتاب ملخص عن الكتاب</p>


```

</div>

</div>

</div>

<div class="col-xl-4 col-sm-6 mb-12">

<div class="card text-white bg-info mb-3">

<div class="card-header">معلومات الكتاب</div>

<div class="card-body">

<h5 class="card-title">إسم الكتاب</h5>

<p class="card-text">تصنيف الكتاب</p>

<p class="card-text">تفصيل</p>

<p class="card-text">تفصيل</p>

<p class="card-text">تفصيل</p>

</div>

</div>

</div>

</div>

<div class="row">

<h1 class="display-5 allign-right">كتب أخرى للإستبدال</h1>

<table class="table">

<thead>

<tr>

<th scope="col" width="20%">صورة الكتاب</th>

<th scope="col">إسم الكتاب</th>

```
</tr>

</thead>

<tbody>

<tr>

<td width="20%"></td>

<td>عقلية القيادة</td>

</tr>

<tr>

<td width="20%"></td>

<td>أبقيها بسيطة</td>

</tr>

<tr>

<td width="20%"></td>

<td>التعليم بالطريقة الصحيحة</td>

</tr>

</tbody>

</table>

</div>

<h1 class="display-5 align-right">التعليقات</h1>

<div class="row">

<div class="col-xl-8 col-sm-8 mb-12">

<div class="input-group">

<textarea class="form-control" aria-label="With textarea"></textarea>
```

```
<input class="btn btn-primary" type="button" value="إضافة تعليق">
```

```
</div>
```

```
</div>
```

```
</div>
```

```
<div class="row">
```

```
<div class="col-lg-1 col-2">
```

```
<div class="thumbnail">
```

```

```

```
</div><!-- /thumbnail -->
```

```
</div><!-- /col-sm-1 -->
```

```
<div class="col-lg-11 col-10">
```

```
<div class="panel panel-default">
```

```
<div class="panel-heading">
```

```
<strong>أحمد</strong> <span class="text-muted"> 12/30/2018 10:50 AM </span>
```

```
</div>
```

```
<div class="panel-body">
```

```
كتاب ابقئها بسيطة
```

```
</div><!-- /panel-body -->
```

```
</div><!-- /panel panel-default -->
```

```
</div><!-- /col-sm-5 -->
```

```
<div class="col-lg-1 col-2">
```

```
<div class="thumbnail">
```

```
<img class="img-responsive user-photo"
```



```
src="https://ssl.gstatic.com/accounts/ui/avatar_2x.png">
</div><!-- /thumbnail -->
</div><!-- /col-sm-1 -->
<div class="col-lg-11 col-10 ">
<div class="panel panel-default">
<div class="panel-heading">
<strong>سليمان</strong> <span class="text-muted">12/30/2018 10:50 AM</span>
</div>
<div class="panel-body">
عقلية القيادة
</div><!-- /panel-body -->
</div><!-- /panel panel-default -->
</div><!-- /col-sm-5 -->
</div><!-- /row -->
<!-- Sticky Footer -->
<footer class="sticky-footer">
<div class="container my-auto">
<div class="copyright text-center my-auto">
<span>حقوق الطبع محفوظة لتبادل وبيع مصادر التعليم © 2019</span>
</div>
</div>
</footer>
</div>
```

```
<!-- /.content-wrapper -->

</div>

<!-- /#wrapper -->

<!-- Scroll to Top Button-->

<a class="scroll-to-top rounded" href="#page-top">

<i class="fas fa-angle-up"></i>

</a>

<!-- Logout Modal-->

<div class="modal fade" id="logoutModal" tabindex="-1" role="dialog" aria-
labelledby="exampleModalLabel" aria-hidden="true">

<div class="modal-dialog" role="document">

<div class="modal-content">

<div class="modal-header">

<h5 class="modal-title" id="exampleModalLabel">على استعداد للمغادرة؟</h5>

<button class="close" type="button" data-dismiss="modal" aria-label="Close">

<span aria-hidden="true">×</span>

</button>

</div>

<div class="modal-body">إختر "تسجيل الخروج" أدناه إذا كنت على استعداد لإنهاء جلستك الحالية.</div>

<div class="modal-footer">

<button class="btn btn-secondary" type="button" data-dismiss="modal">إلغاء</button>

<a class="btn btn-primary" href="login.html">تسجيل الخروج</a>

</div>

</div>
```

```
</div>

</div>

<!-- Bootstrap core JavaScript-->

<script src="vendor/jquery/jquery.min.js"></script>

<script src="vendor/bootstrap/js/bootstrap.bundle.min.js"></script>

<!-- Core plugin JavaScript-->

<script src="vendor/jquery-easing/jquery.easing.min.js"></script>

<!-- Page level plugin JavaScript-->

<script src="vendor/datatables/jquery.dataTables.js"></script>

<script src="vendor/datatables/dataTables.bootstrap4.js"></script>

<!-- Custom scripts for all pages-->

<script src="js/sb-admin.min.js"></script>

<!-- Demo scripts for this page-->

<script src="js/demo/datatables-demo.js"></script>

</body>

</html>
```

4.2 Database tables:




#	Name	Type	Collation	Attributes	Null	Default
1	User_ID 	int(11)			No	None
2	UserName 	varchar(255)	utf8_general_ci		No	None
3	PassWord	varchar(255)	utf8_general_ci		No	None
4	Email	varchar(255)	utf8_general_ci		No	None
5	FullName	varchar(255)	utf8_general_ci		No	None
6	Mobile_NO 	varchar(10)	utf8_general_ci		No	None
7	city	varchar(255)	utf8_general_ci		Yes	NULL
8	User_Image	varchar(255)	utf8_general_ci		Yes	NULL
9	user_type	int(11)			No	0
10	TrustStu	int(11)			Yes	0
11	RegStu	int(11)			Yes	0
12	RegDate	date			Yes	NULL

Figure 4.2.1 Users DB table

- This table describes users and how register their information

#	Name	Type	Collation	Attributes	Null	Default
1	book_ID 🔑	int(11)			No	None
2	Name	varchar(255)	utf8_general_ci		No	None
3	Description	text	utf8_general_ci		No	None
4	price	float			Yes	0
5	Image	varchar(255)	utf8_general_ci		No	None
6	Add_Date	date			No	None
7	Status	varchar(255)	utf8_general_ci		No	None
8	Publish_Status	int(11)			Yes	1
9	book_finished	int(11)			Yes	0
10	CatID 🔑	smallint(11)			No	None
11	user_id 🔑	int(11)			No	None

Figure 4.2.2 books DB table

-This table revolves around the announcement of a new book that the user wants to replace or pledge. This table also specifies whether the book has been sold or the period of the advertisement has ended, in addition to the case of the book and its price.

#	Name	Type	Collation	Attributes	Null	Default
1	book_r_id 🔑	int(11)			No	None
2	book_id 🔑	int(11)			No	None
3	book_Name	varchar(255)	utf8_general_ci		Yes	NULL
4	book_image	varchar(255)	utf8_general_ci		Yes	NULL

Figure 4.2.3 books exchange DB table

-This table contains a collection of books to be exchange in addition to the name and picture of each book

#	Name	Type	Collation	Attributes	Null	Default
1	ID 🔑	smallint(6)			No	None
2	Name 🔑	varchar(255)	utf8_general_ci		No	None
3	Description	text	utf8_general_ci		No	None
4	Visibility	tinyint(4)			No	0
5	Allow_Comments	tinyint(4)			No	0

Figure 4.2.4 categories DB table

-This table includes the types of books to be classified when they are revealed

#	Name	Type	Collation	Attributes	Null	Default
1	C_ID 🔑	int(11)			No	None
2	Comment	text	utf8_general_ci		No	None
3	Comment_Date	date			No	None
4	approve	tinyint(4)			Yes	0
5	book_ID 🔑	int(11)			No	None
6	Member_ID 🔑	int(11)			No	None

Figure 4.2.4 comments DB table

-This table contains the comments written in each ad as well as the name of the user who wrote the comment

Chapter 5: Finality

5.1 Conclusions:

From this concept, he concluded that the educational resource exchange site will help many people, students and self-learning students find and learn learning sources for exchange without wasting time.

5.2 References:

1. <https://www.youtube.com/watch?v=QpdhBUYk7Kk>
2. https://en.wikipedia.org/wiki/Software_requirements_specification
3. https://en.wikipedia.org/wiki/Systems_design
4. <https://reqtest.com/requirements-blog/requirements-analysis/>