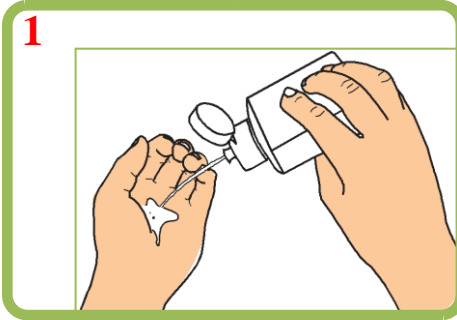


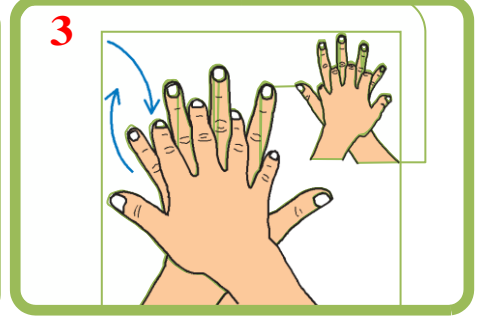
HANDRUB TECHNIQUE FOR VISIBLY CLEAN HANDS



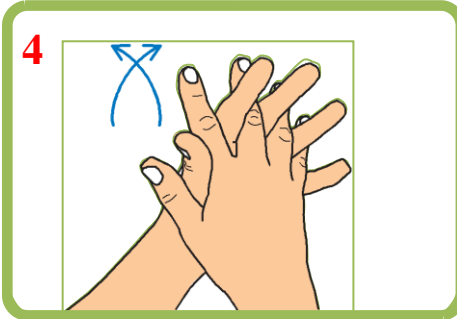
1 Apply a small amount (about 3 ml) of the product in a cupped hand.



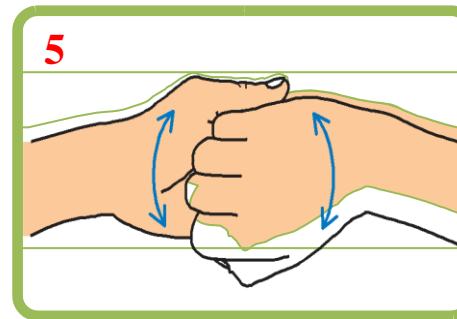
2 Rub hands together palm to palm, spreading the hand rub over the hands.



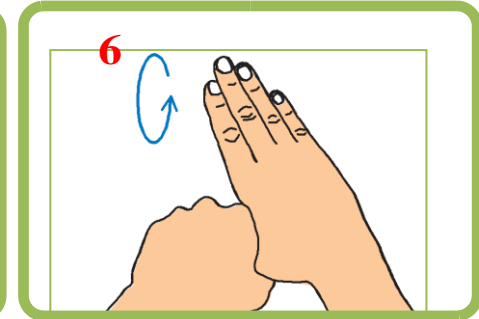
3 Rub back of each hand with palm of other hand with fingers interlaced.



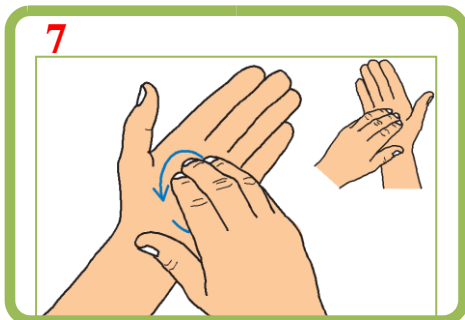
4 Rub palm to palm with fingers interlaced



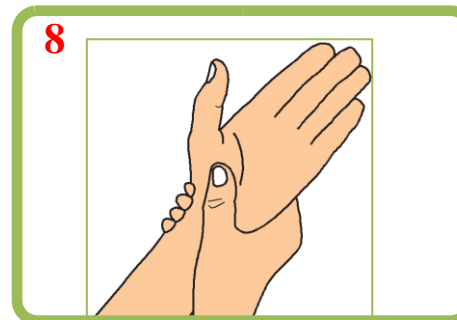
5 Rub back of fingers to opposing palms with fingers interlocked



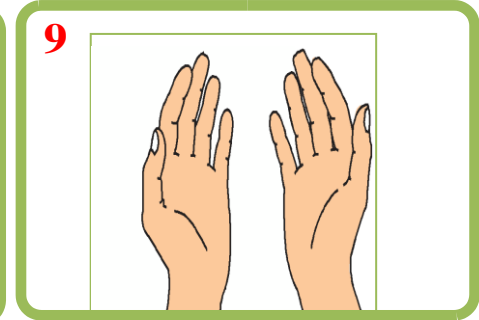
6 Rub each thumb clasped in opposite hand using a rotational movement



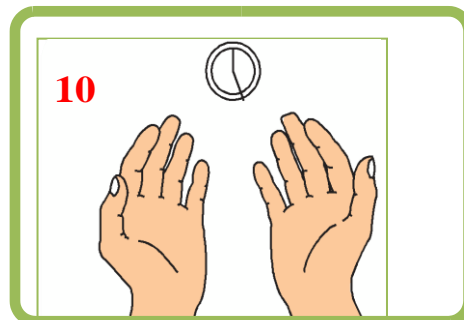
7 Rub tips of fingers in opposite palm in a circular motion.



8 Rub each wrist with opposite hand.



9 Wait until product has evaporated and hands are dry (do not use paper towels)



The process should take 15-30 seconds

PERSONAL SAFETY AND INFECTION CONTROL MEASURES

1

Visibly contaminated equipment will not be accepted for repair until adequately cleaned by the appropriate department.

2

Appropriate personal protective equipment (i.e. gowns, gloves, masks and goggles) is worn to handle equipment.

3

Hand-washing is required whenever hands become contaminated with blood or body fluids

4

Eating, drinking, applying cosmetics and handling contact lenses are prohibited in areas where there is a risk of occupational exposure to blood or body fluids

5

Eye protection and/or a facemask will be worn whenever handling equipment that puts the employee at risk of occupational exposure to blood or body fluids through splashing

6

Any equipment containing a HEPA (high-efficiency particulate air) filter requires that gloves, particulate respirator, gown, and protective eyewear are worn. These filters will be disposed of as infectious waste.

7

All replaced filters from the clinical laboratory should be considered contaminated and disposed of as infectious waste. Appropriate PPE will be worn

8

All equipment that needs to be opened and vacuumed or blown clean will be done away from patient care or employee work areas whenever possible

9

All equipment that cannot be moved from the employee work area will be vacuumed (as opposed to blown clean), so as not to contaminate the work environment

10

Clinical engineering personnel will wear masks to eliminate the risk of breathing the dust from any machine.