

Kingdom of Saudi Arabia

Majmaah university

Faculty of Sciences in zulfi

Department of Computer and
Information Sciences



المملكة العربية السعودية

جامعة المجمعة

كلية العلوم بالزلفي

قسم علوم الحاسب والمعلومات

DATES HARAJ

Student Affairs System
For College of science Al Zulfi
Department of Computer Science and Information

Graduation Project

Submitted in partial fulfillment of the requirements for the
award of

Bachelor degree of the Majmaah University
(Semester 2, 2018-19)

Submitted by:

Student Name: Fahad    Abdulrahman AlTuriqi

Student ID:341101812

Under the supervision of:

Dr. Khalid Nazim Sattar

Abstract

The site contains dates for the sale and purchase of the site so that all the dates are collected in one place as well as shorten the buyer and seller time and effort and easy to find the category he wants.

Acknowledgements

I would like to thank the supervisor of this project Dr. Khalid Nazim Sattar, for his guidance and assistance in completing this project. I would also like to thank the project-based committee for their clear effort in helping and guiding students.

MAJMAAH UNIVERSITY,
COLLEGE OF SCIENCE AL ZULFI,
DEPARTMENT OF COMPUTER SCIENCE AND INFORMATION

(CERTIFICATE BY STUDENT)

This is to certify that the project titled "Dates Haraj" submitted by me (Fahad Abdulrahman AlTuriqi,341101812) under the supervision of Dr. Khalid Nazim Sattar for award of Bachelor degree of the Majmaah University carried out during the Semester 1, 2018-19 embodies my original work.

Signature in full: -----

Name in block letters: Fahad abdulrahman alturiqi

Student ID: 341101812

Date:

Table of contents

Abstract.....	2
Acknowledgements.....	2
Certificate by student.....	3

Chapter 1: Introduction

1-1 Problem definition	6
1-1-1 Goals	6
1-1-2 Objectives	6
1-1-3 Critical success factors	6
1-2 Questionnaire	7

Chapter 2

2-1 Introduction.....	8
2-2 Requirements Analysis.....	8
2-2-1 Sign-Up requirements.....	9
2-2-2 log in requirements.....	9
2-2-3 Post a topic requirements.....	10
2-2-4 add a comment requirements.....	10
2-3 Target segment.....	10

Chapter 3

3-1 Hardware Requirement	11
3-2 Requirement Design	11
3-3 What is UML ?.....	12
3-4 Description of Data Flow Diagram (DFD).....	12
3-5 Data Modeling	13
3.5.1 Class diagram	13
3.5.2 Use case diagram.....	13
3.5.3 Activity diagram.....	14
3.5.4 Drawing ERD.....	15
3.5.5 Sequence Diagram.....	16
References.....	17

Chapter 1 :

Introduction

1.1 Problem definition

The problem is that if a person wants to buy any type of dates
He finds it difficult to get to any item he wants
The best solution is to combine dates in one place
So it is easier for the buyer to find what he wants faster

1-1-1 Goals

- We aim to shorten the time
- limit the types of dates in one place

1-1-2 Objectives

- Shorten the time and efforts .
- Prevent monopoly on certain traders .
- Some people can benefit financially from selling dates .
- The person gets several types of dates in one place .

1-1-3 Critical success factors

The site is widely spread to farm owners
Also advertise the site to people

1.2 Questionnaire

4. في رأيك هل الفكرة تخدم المستهلك والبائع ؟		نسبة الإجابات الإيجابية	إجمالي الإجابات
1	نعم		25
2	لا		2
تحليل		متوسط: 1.07 انحراف معياري: 0.26 اختلاف: 0.07	تم الإجابة عليه: 27 تم تحظيه: 0
		معامل الرضا: 7.41 خطأ معياري: 0.05	

5. في حال تطبيق الفكرة ، هل ستستخدم الموقع ؟		نسبة الإجابات الإيجابية	إجمالي الإجابات
1	نعم		25
2	لا		2
تحليل		متوسط: 1.07 انحراف معياري: 0.26 اختلاف: 0.07	تم الإجابة عليه: 27 تم تحظيه: 0
		معامل الرضا: 7.41 خطأ معياري: 0.05	

6. هل تتوقع ان الموقع سيوفر عليك الوقت والجهد ؟		نسبة الإجابات الإيجابية	إجمالي الإجابات
1	نعم		25
2	لا		2
تحليل		متوسط: 1.07 انحراف معياري: 0.26 اختلاف: 0.07	تم الإجابة عليه: 27 تم تحظيه: 0
		معامل الرضا: 7.41 خطأ معياري: 0.05	

7. برأيك هل المشروع قابل للتطوير ؟		نسبة الإجابات الإيجابية	إجمالي الإجابات
1	قابل للتطوير		25
2	غير قابل للتطوير		2
تحليل		متوسط: 1.07 انحراف معياري: 0.26 اختلاف: 0.07	تم الإجابة عليه: 27 تم تحظيه: 0
		معامل الرضا: 7.41 خطأ معياري: 0.05	

حراج التمور

1. هل تواجه صعوبة في شراء بعض انواع التمور ؟		نسبة الإجابات الإيجابية	إجمالي الإجابات
1	نعم		24
2	لا		1
تحليل		متوسط: 1.04 انحراف معياري: 0.2 اختلاف: 0.04	تم الإجابة عليه: 25 تم تحظيه: 2
		معامل الرضا: 4 خطأ معياري: 0.04	

2. ما رأيك في فكرة المشروع ؟		نسبة الإجابات الإيجابية	إجمالي الإجابات
1	ممتازة		16
2	جيدة		8
3	سيئة		2
4	لا تهمني		1
تحليل		متوسط: 1.56 انحراف معياري: 0.79 اختلاف: 0.62	تم الإجابة عليه: 27 تم تحظيه: 0
		معامل الرضا: 18.52 خطأ معياري: 0.15	

3. هل تؤيد تطبيق الفكرة ؟		نسبة الإجابات الإيجابية	إجمالي الإجابات
1	أوافق بشدة		17
2	أوافق		8
3	لا أوافق		2
تحليل		متوسط: 1.44 انحراف معياري: 0.63 اختلاف: 0.4	تم الإجابة عليه: 27 تم تحظيه: 0
		معامل الرضا: 22.22 خطأ معياري: 0.12	

Chapter 2 :

2-1 Introduction

One of the most important steps of establishing a system is to define the requirements and analyze them accurately so that it helps to understand and contain the system and then it is created in the best form.

2-2 Requirements Analysis

Requirements analysis involves frequent communication with system users to determine specific feature expectations, resolution of conflict or ambiguity in requirements as demanded by the various users or groups of users, avoidance of feature creep and documentation of all aspects of the project development process from start to finish.

2-2-1 Sign-Up requirements

Registration in the forum requires two types of requirements:

Important Requirements:

member name.

password .

Email Address .

Additional requirements :

Mobile number .

Address .

. gender

2-2-2 log in requirements

Log-in requires the user name and password

2-2-3 Post a topic requirements

Posting a topic in the forum requires you to log in with a trusted membership.

2-2-4 add a comment requirements

Adding a comment in the forum requires you to log in with a trusted membership, choose a specific topic, then add a comment.

2-3 Target segment

The project targets farm owners and date plants, as well as people interested in dates.

Chapter 3 :

3-1 Hardware requirement

Since it's a Web site, all it takes is a computer or a mobile device to access a website.

3-2 Requirement Design

Functional :

Any requirement which specifies what the system should do.

In other words, a functional requirement will describe a particular behaviour of function of the system when certain conditions are met, for example: "Send email when a new customer signs up" or "Open a new account" . "

Non-functional requirements :

Any requirement which specifies how the system performs a certain function.

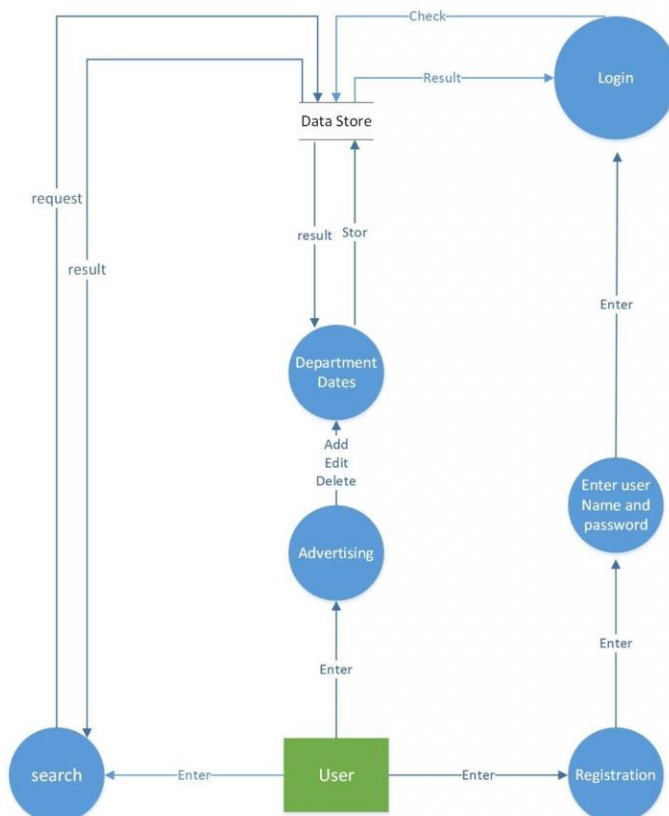
In other words, a non-functional requirement will describe how a system should behave and what limits there are on its functionality.

3-3 what is UML?

UML, short for Unified Modeling Language, is a standardized modeling language consisting of an integrated set of diagrams, developed to help system and software developers for specifying, visualizing, constructing, and documenting the artifacts of software systems, as well as for business modeling and other non-software systems. The UML represents a collection of best engineering practices that have proven successful in the modeling of large and complex systems.

3-4 Description of Data Flow Diagram (DFD)

A data flow diagram (DFD) maps out the flow of information for any process or system. It uses defined symbols like rectangles, circles and arrows, plus short text labels, to show data inputs, outputs, storage points and the routes between each destination.

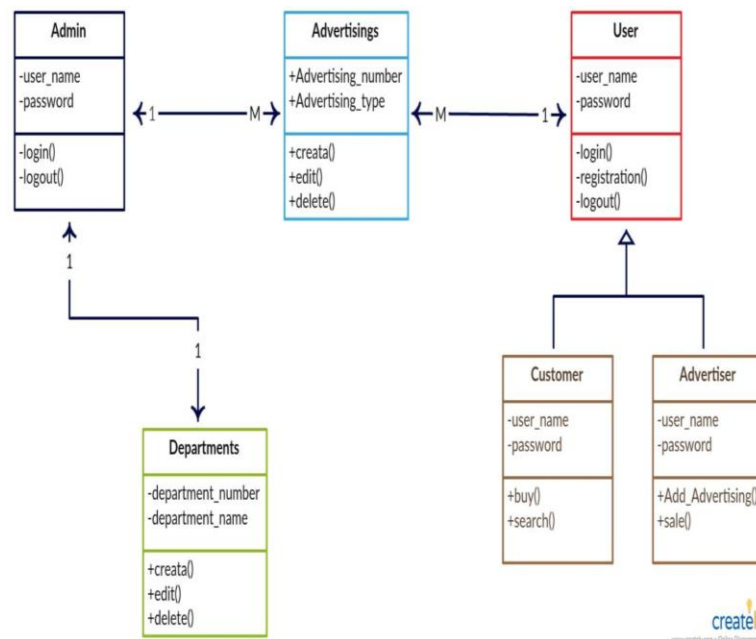


3-5 Data Modeling using (Entity Relationship Diagram (ERD) /

Class diagram , Use case diagram / activity diagram)

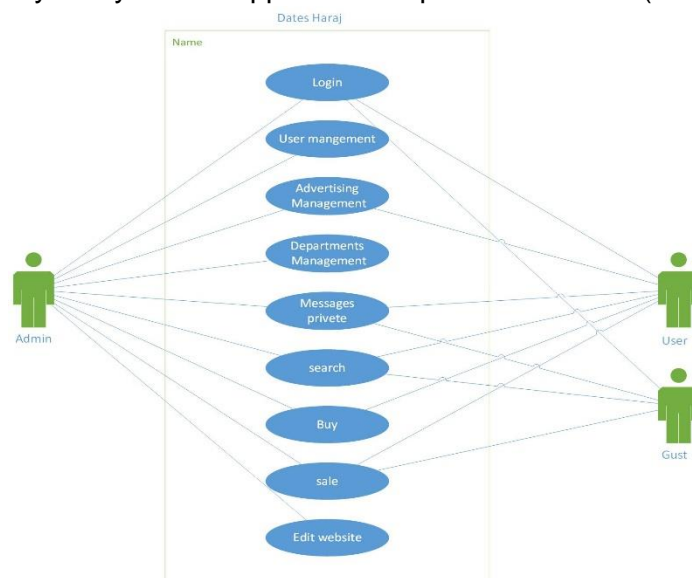
3.5.1 Class diagram

One of the more popular types in UML is the class diagram. Popular among software engineers to document software architecture, class diagrams are a type of structure diagram because they describe what must be present in the system being



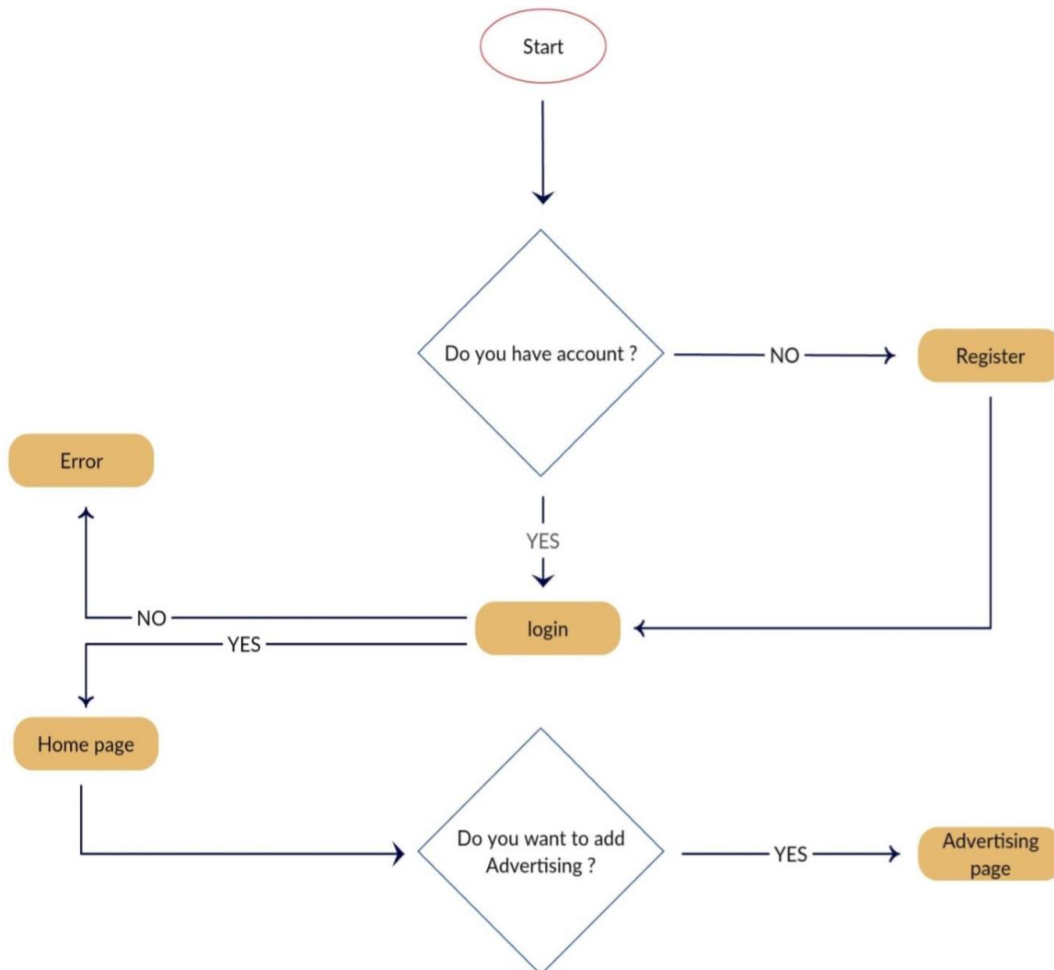
3.5.2 Use case diagram

in the Unified Modeling Language (UML), a use case diagram can summarize the details of your system's users (also known as actors) and their interactions with the system. To build one, you'll use a set of specialized symbols and connectors. An effective use case diagram can help your team discuss and represent: Scenarios in which your system or application interacts with people, organizations, or external systems Goals that your system or application helps those entities (known as actors) achieve



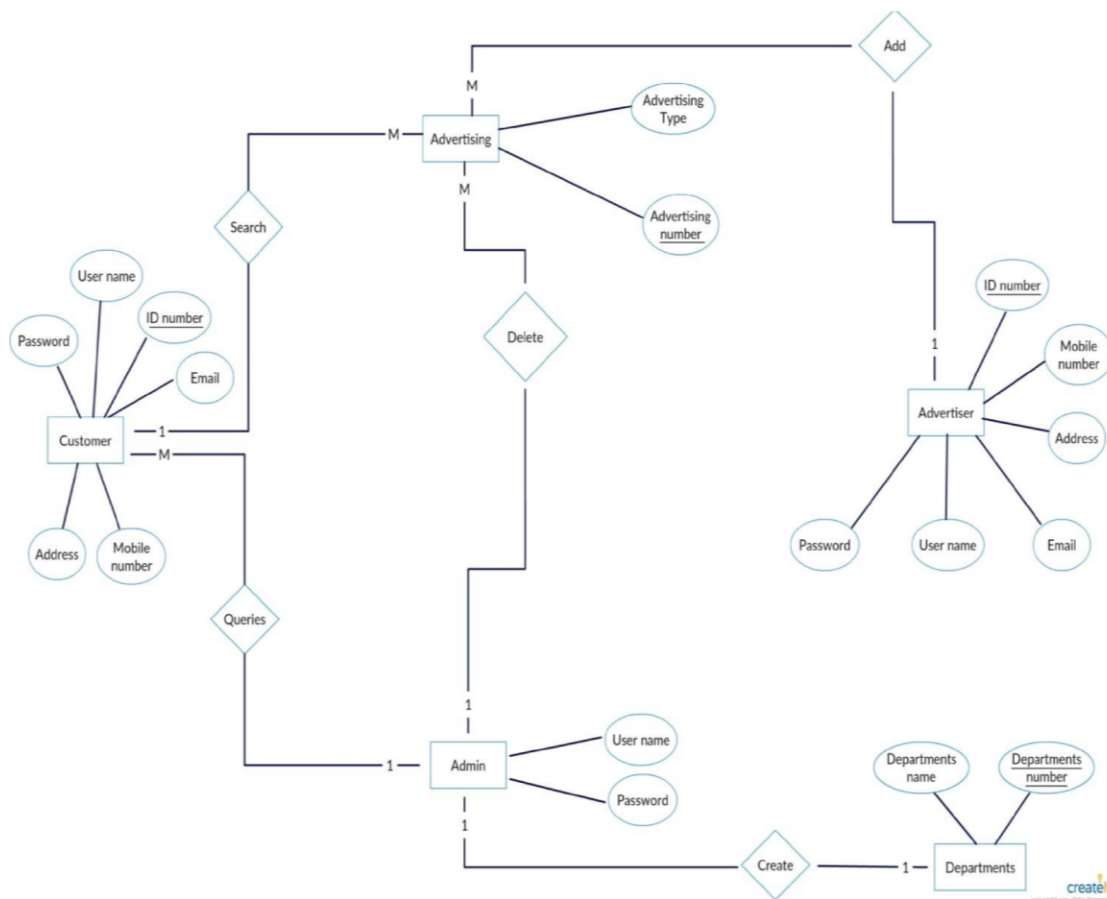
3.5.3 Activity diagram

Activity diagram is another important behavioral diagram in UML diagram to describe dynamic aspects of the system. Activity diagram is essentially an advanced version of flow chart that



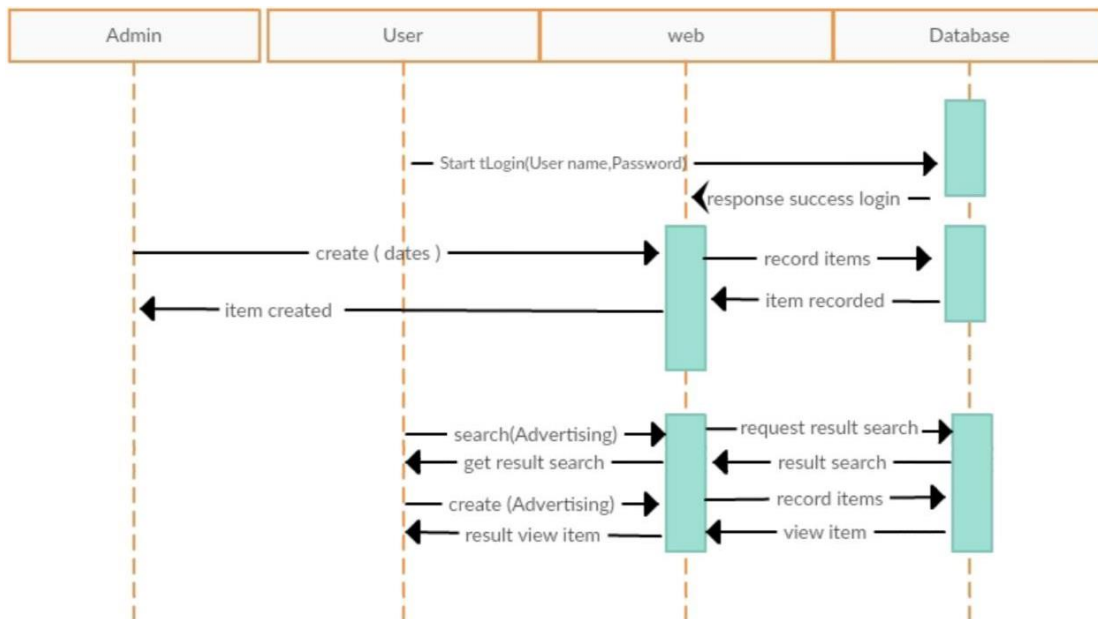
3.5.4 Drawing ERD.

An entity relationship diagram (ERD), also known as an entity relationship model, is a graphical representation of an information system that depicts the relationships among people, objects, places, concepts or events within that system



3.5.5 Sequence Diagram

Sequence diagrams describe interactions among classes in terms of an exchange of messages over time. They're also called event diagrams. A sequence diagram is a good way to visualize and validate various runtime scenarios. These can help to predict how a system will behave and to discover responsibilities a class may need to have in the process of modeling a new system.



References

- 1 <https://creatly.com>
- 2 <https://www.smartsurvey.co.uk>
- 3 <https://sa.opensooq.com/ar>
- 4 <https://haraj.com.sa/>